

第五版
Version 5



森林

SEN
LIN

上海森林特种钢门有限公司
Shanghai Senlin Special Type Steel Door Co., Ltd.

联合国采购指定供应商
Supplier of U.N. Global Purchasing



企业简介 Company Profile

上海森林特种钢门有限公司是为高端建筑工程领域提供公共安全产品的系统集成供应商。

我们集智慧开启时代，用心专注建筑工程安全事业，做最周全的考虑，默默守护。

森林，公共安全产品的系统集成供应商，森林以一流的行业经验研发团队，时刻把握国际趋势，汇聚智慧于此，为全球各地的客户开发、制造和提供高品质产品与服务，用智慧超越客户所想、引领市场需求。

我们是您值得信赖的解决方案合作伙伴，我们凭借创新性解决方案，为您创造更高价值。从生产到服务，“用心、用智”营造。智是实力，心是态度，我们不断前行，开启智慧的美好未来。

Shanghai Senlin Special Type Steel Door Co., Ltd. is a professional manufacturing enterprise dedicated to provide building and decorative products for high-end building market all around our country.

We set the wisdom of the era, the intention to focus on building engineering security, do the most comprehensive consideration, silent guardian.

SENLIN, public security products supplier of integrated system, SENLIN to first-class industry experience in R & D team, always grasp the international trend, brought together the wisdom in this, to provide high-quality products and services to customers around the world to develop, manufacture and, with wisdom beyond customers want, to lead the market demand.

We are your trusted solutions partner, we rely on innovative solutions to create higher value for you. From production to service, "heart, with wisdom" to create. Chi is the strength, the heart is the attitude, we continue to move forward, the wisdom of the good future of the public.



企业荣誉 Enterprise Honor

UL 认证证书、上海高新技术企业证书、上海名牌、消防产业诚信承诺单位、房地产采购联盟、石油化工定点产品证书、联合多采购指定供应商等。

UL certification, Shanghai high-tech enterprise certificate, Shanghai famous brand, fire industry commitment to integrity unit, real estate purchasing alliance, petrochemicals sentinel product certification, joint multi procurement designated suppliers.



下属子公司 Subsidiary Companies

- 1、上海利华建筑装饰有限公司（配套建筑装饰工程施工）
- 2、上海合晖防火材料有限公司（防火涂料、堵料等建材）
- 3、上海森宇电气有限公司（电动产品电气配套研发制造）
- 4、上海安安设备维修服务有限公司（产品的售后维保服务）
- 5、上海申临机电有限公司（配套工装配件、五金件制造）
- 6、枫晟（上海）五金有限公司（配套门用五金系统）
- 7、上海森浦国际贸易有限公司（产品进出口贸易系统）
- 8、上海森临金属装饰材料有限公司（装饰系统集成供应商）

- 1、Shanghai Lihua Building Decoration Co., Ltd.
Building Decoration Engineering Construction
- 2、Shanghai Hehui fireproof material Co., Ltd.
Fire paint, blocking material and other building materials
- 3、Shanghai Sen Yu Electric Co., Ltd.
Electrical products and electrical equipment research and development
- 4、Shanghai An An equipment maintenance service Co., Ltd.
The product after sale service
- 5、Shanghai Shenlin mechanical and electrical Co., Ltd.
Accessory parts, hardware parts manufacturing
- 6、Maple Sphere (Shanghai) Hardware Co., Ltd.
Hardware system for supporting door
- 7、Shanghai SenPu International Trading CO.,Ltd.
product import and export trade system
- 8、Shanghai Senlin Special Type Steel Door Co., Ltd.
decoration system integration supplier



装备能力 Equipment capability

钣金设备
Sheet metal equipment



自动料架系统
Automatic material rack system



复合冲剪中心
Complex punching shear center



多边折弯中心
Multilateral bending center

世界领先的钣金柔性加工生产线

The world leading original sheet metal flexible manufacturing line



该设备具有高精度、高效率的特点，可加工钢板、铝板、不锈钢板、预滚涂金属板、覆膜金属板。

由五个子系统组成

- 1、自动料架系统：自动对 9 种规格板材进行选料；
- 2、自动冲剪系统：对最大尺寸 3 米 *1.5 米的材料进行冲剪，精度达到 0.0001mm；
- 3、自动折弯系统：对最大尺寸 2.5 米 *1.5 米的材料进行折弯，完成各种复杂折弯作业；
- 4、自动传输系统：每个步骤操作完成后自动传送下一作业；
- 5、数据控制系统：具有自动监测和远程控制功能；

The sheet metal equipment features high precision and efficiency, and can process steel plate, aluminum plate and stainless steel plate, pre-roller coating plate and film covered metal sheet.

Composed of five subsystems

- 1、Automatic material rack system: Automatically select materials from the steel metal with nine specifications;
- 2、Automatic punching shear system: Punch and shear the material with the size up to 3m*1.5 and the precision of 0.0001mm;
- 3、Automatic bending system: Bend the material with the size up to 2.5m*1.5, as well as various complex bending operations;
- 4、Automatic transmission system: Automatically transfer the next operation after completion of each step;
- 5、NC control system: Have the functions of automatic monitoring and remote control.

装备能力 Equipment capability



水洗
Washing



16 把双向自动喷枪
16 automatic spray guns



自动涂装设备
full-automatic coating equipment

世界先进的原装全自动涂装设备

The world leading original full-automatic coating equipment



全长 1040 米的自动喷涂设备

- 1、涂装工艺：能实现静电喷涂和烤漆喷涂；
- 2、环保特点：配备有清理、大旋风二级回收装置，能自动回收散余喷粉，自动清洁喷枪；
- 3、水洗特点：通过多重前处理系统，最后的清洗水能达到饮用水程度，可快速连续除脂、磷化或钝化处理；
- 4、耐磨表面：16 把自动喷枪同时作业，使表面的粉末附着力更强更牢、厚度更均匀；
- 5、量化生产：上件产品尺寸最大能达到 2.5 米 * 2.5 米，一次双向上链中型板件 1000 件，每天最大可喷涂钣金 6000 m² 以上。

A total length of 1040 meters of automatic spraying equipment

- 1、the coating process: to achieve electrostatic spraying and paint spraying;
- 2、Environmental Features: Equipped with clean-up, recovery whirlwind two can automatically reclaim scattered more than dusting, automatic cleaning gun;
- 3、washed characteristics: pretreatment system through multiple, final rinse water to the extent of drinking water, can rapid succession degreasing, phosphate or passivation treatment;
- 4、wear-resistant surface: 16 automatic guns at the same time the job so that the adhesion of the powder surface stronger and more firmly, more uniform thickness;
- 5、to quantify the production: the products size can reach 2.5 meters maximum * 2.5 m, a two-way medium chain plate 1000, the maximum daily spray more than 6,000 square feet of sheet metal.

销售网络 Sales network

从优质的产品到项目的解决方案，从一座城市到 40 多个国家，我们的事业版图仍在快速扩张。创建面向全球的销售和服务网络，跟进客户需求，用心倾听您需要的改变。

森林为世界各地的客户开发、制造和提供高品质产品与服务，是您值得信赖的解决方案合作伙伴

From high-quality products to the solution of the project, from the city to more than 40 countries, our business territory is still rapidly expanding. Create a global sales and service network, follow customer demand, listen carefully to change you need.

SENLIN for customers around the world to develop, manufacture and provide high quality products and services, is your trusted solution partner.

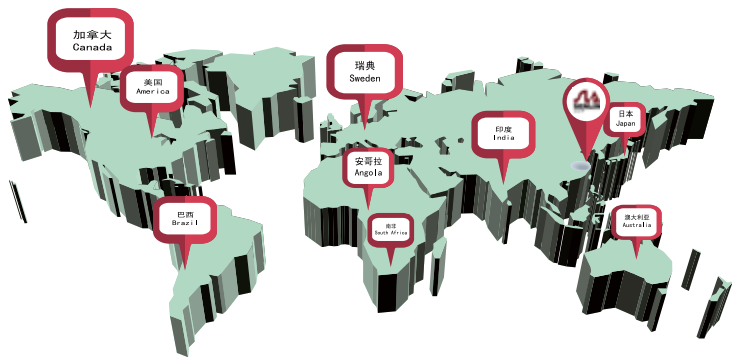


国际市场销售网络

- 欧洲 (瑞典)
- 北美 (美国、加拿大)
- 南美 (巴西、墨西哥、特立尼达和多巴哥)
- 亚洲 (韩国、新加坡、越南、日本、印度、朝鲜、老挝、巴基斯坦、阿富汗、沙特、阿拉伯联合酋长国、土耳其、黎巴嫩、约旦、科威特、卡塔尔)
- 非洲 (安哥拉、博茨瓦纳、刚果、埃及、埃塞俄比亚、刚果金、赞比亚、纳米比亚、苏丹、乍得、南非、毛里求斯、基加利、坦桑尼亚、几内亚)
- 大洋洲 (澳大利亚)

International marketing network

- Europe (Sweden)
- North America (USA, Canada)
- South America (Brazil, Mexico, Trinidad and Tobago)
- Asia (South Korea, Singapore, Vietnam, Japan, India, Korea, Laos, Pakistan, Afghanistan, Saudi Arabia, United Arab Emirates, Turkey, Lebanon, Jordan, Kuwait, Qatar)
- Africa (Angola, Botswana, Congo, Egypt, Ethiopia, DRC, Zambia, Namibia, Sudan, Chad, South Africa, Mauritius, Kigali, Tanzania, Guinea)
- Oceania (Australia)



防火门窗及多用途门窗系列

Fire proof and multi-function door and window series

| | |
|---|--|
| 钢质隔热防火门.....11 Fire Resistant and Insulated Steel Doorsets | 普通钢质平开门.....18 Ordinary steel flat door |
| 大规格钢质隔热防火门.....14 Large Size steel Insulated door | 钢质百叶门.....18 Steel shutter |
| 玻璃隔热防火门.....15 Glass Insulated Fire Door | 钢质密闭门.....19 Steel close behind closed door |
| 木质隔热防火门.....16 Wood insulated fire door | 钢质保温门.....19 Steel insulated door |
| 钢框木质隔热防火门.....16 Steel frame wood insulation fire door | 钢质隔音门.....20 Steel sound insulation door |
| 固定式防火窗.....17 Fixed fire window | 海外认证产品.....21 Overseas certified products |
| 开启式防火窗.....17 Open type fire window | |



门窗系列

参考规范

建筑设计防火规范 GB50016-2014, GB 12955-2008 防火门,
059 GB-T 5824-2008 建筑门窗洞口尺寸系列,
ZLH-24 GA 93-2004 防火门闭门器,
ZLH-41 QBT 3836-1999 锁具测试方法,
ZLH-42 QBT 2698-2005 闭门器

我司生产的钢质隔热防火门、木质隔热防火门、钢木复合隔热防火门通过相关防火门窗检定机构检测，并且在实践项目中，全部得到消防验收合格，我们的产品是您值得信赖的保证。

Reference specifications

Building design fire code GB, 12955-2008
GB50016-2014 fire door,
059 5824-2008 GB-T building doors and windows
entrance hole size series,
GA 93-2004 ZLH-24 fire door door,
ZLH-41 QBT 3836-1999 lock testing method,
QBT 2698-2005 ZLH-42 door

Our production of steel fire door, wooden fire door,
wood composite fire door fire doors and windows
through the relevant institutes detected, and in
practice the project, all give fire inspection, our
products are worthy of your trust guarantee.



钢质隔热防火门

Fire Resistant and Insulated Steel Doorsets

门窗系列

防火门窗

产品特点

- 1、产品具有耐火完整性和隔热性，可安装玻璃和亮窗
- 2、产品的耐火等级，分为 A1.50（甲级）、A1.00（乙级）、A0.50（丙级）。
- 3、最大洞口尺寸：单开 1000*2300（mm），字母 1500*2300（mm），双开 2100*2300（mm）。

适用范围

防火门产品通常用在工业与民用建筑中，火灾时能提到阻止火势及烟气蔓延，对于减少火灾损失起着重要作用。

应用于楼梯出入口、逃生通道、电梯出口、管井室、配电室、办公室、储藏室、防火墙等。

Product introduction

- 1、products with fire integrity and insulation, can be installed glass and light window
- 2、refractory grade products, divided into A1.50 (Grade A), A1.00 (b), (c) A0.50.
- 3、the largest single open hole size: 1000*2300 (mm), 1500*2300 (mm), double letters (2100*2300 mm).


Applicable scope

Fire door products are usually used in industrial and civil buildings, fire can be mentioned to stop the fire and smoke spread, for the reduction of fire damage plays an important role.

The staircase entrance, escape, elevator room, power distribution room, outlet tube, office, storage room, firewall

耐火极限分类
Classification of fire resistance

| 名称 Name | 耐火性能 Fire resistance | 代号 Code |
|---|---|------------|
| 隔热防火门 (A) 类 Heat insulated fire door (A) class | 耐火隔热性 Fire insulation $\geq 0.50h$ 耐火完整性 Fire integrity $\geq 0.50h$ | A0.50 (丙级) |
| | 耐火隔热性 Fire insulation $\geq 1.00h$ 耐火完整性 Fire integrity $\geq 1.00h$ | A1.00 (乙级) |
| | 耐火隔热性 Fire insulation $\geq 1.50h$ 耐火完整性 Fire integrity $\geq 1.50h$ | A1.50 (甲级) |



门窗系列

* 钢质防火逃生门

Fire Resistant Steel Escape Doorsets

* 钢质防火逃生门，安装逃生锁，并要有声光报警，兼有防火和防盗作用。

产品特点

1、安装逃生锁的门单方向开启，一般人员不能从门外把门打开，确保区域的安全，授权管理人员可以从门外通过选配的开门钥匙把门打开。

2、当出现火灾等紧急情况时，系统接收到消防系统的报警信号后，门会无延时开启，同一时间连续发出语音警报声音，同时联动报警设备：如报警灯等。

*Steel fire escape door, install escape lock, and to have sound and light alarm, both fire and theft. .

Product introduction

1、the installation of the door to escape the lock open, the general staff can not open the door, to ensure the safety of the area, the authorized management can open the door through the optional door key to open the door.

2、in the event of a fire and other emergency situations, the system receives the alarm signal of fire system, the door will be opened without delay, continuous voice alarm sounds at the same time, at the same time alarm equipments such as warning lamp etc..



* 常开式钢质隔热防火门

Normally Open Fire Resistant and Insulated Doorests



* 常开式钢质隔热防火门，安装一套电控装置，主要包括电控限位器、顺位器、反馈开关、保护开关等与感烟火灾侧脸器链接，可使门开启角度在 80-180 度之间连续调节。

产品特点

常开式防火门具有占有空间少，平时在防火门自动释放开关作用下处于开启状态，供人员及货物通过在火警状态下，通过感烟火灾探测器的感应触发，自动释放开关自动释放，防火门在自动释放开关作用下关闭，从而起到防火、挡烟的功能。

*Open type steel heat insulation fireproof door, installation of an electronic device, including electronic limiter, CIS, feedback switch, protection switching and smoke fire profile for links, can make the door opening angle between 80-180 degrees adjustable.

Product introduction

Open fire door with a small space, usually in the fire door automatic release switch under the effect of the open state, for personnel and goods through the smoke detector in the fire, automatic release switch automatically release, fire door in the release switch function, so as to play the role of fire, smoke.

门窗系列

大规格钢质隔热防火门 Large Size steel Insulated door

产品特点

1、产品是根据国家新设防火检测设备最新实验的产品，一般替代原大型设备、机房、通道的防火卷帘，更能安祖现场的防火需求。

2、最大洞口尺寸：单开 1500*2400 (mm) ，双开 3100*3100 (mm) 。

适用范围

适用于工业级民用建筑中的大型配电、设备机房以及重要疏散通道部位。

Product introduction

1、The product is based on the state's new fire detection equipment, the latest experimental products, general alternative to the original large equipment, computer room, the channel of the fire roller shutter, more able to fire safety requirements.

2、The largest single hole size: 1500*2400 (mm), double 3100*3100 (mm).

Applicable scope

Suitable for large-scale power distribution, equipment room and important part of the evacuation passage in industrial grade civil buildings.



玻璃隔热防火门

Glass Insulated Fire Door

门窗系列

产品特点

- 1、产品是用钢质材料制作门框、门扇框架，门体的绝大部分面积是玻璃。
- 2、具有防火、美观和良好的采光功能，门扇向疏散方向开启。
- 3、防火门门框和门扇骨架一般用1.0 ~ 1.4mm厚冷轧薄钢板折弯成型，门扇框架一般用0.8 ~ 1.2mm厚冷轧钢板制成，玻璃一般是复合夹胶玻璃。

适用范围

适用于工业与民用建筑中有防火要求的通道。



Product introduction

- 1、The product is made of the door frame and the door leaf frame with steel materials, most of the area is a glass door body.
- 2、With fire prevention, beautiful appearance and good lighting function, the door open to the evacuation direction.
- 3、Fire door, door frame and door leaf framework with 1 ~ 1.4mm thick cold rolled steel sheet bending forming, the door frame generally made of 0.8 ~ 1.2mm thick cold rolled steel plate, glass composite laminated glass.

Applicable scope

Applicable to industrial and civil buildings in the fire requirements of the channel.



门窗系列

木质隔热防火门 Wood insulated fire door

产品特点

木质隔热防火门采用木质材料做门框及骨架，经阻然剂浸渍处理而成，木材含水率应小于12%

配置闭门器，防火锁，防火铰链等五金件，双扇门还应增设顺位器，用于疏散通道的防火门应常开且不宜装锁

Product introduction

Wood heat insulation fire door using wood materials to do the door frame and skeleton, the resistance of the material and the process of impregnation, wood moisture content should be less than 12%

Be equipped with a closed door, fire lock, fire hinge and other hardware, double doors should also be added to the door, for the evacuation of fire doors should be normally open and not fit to lock



钢框木质隔热防火门

Steel frame wood insulation fire door

产品特点

钢木隔热防火门用钢质和难燃木质材料或难燃木材制品制作门框、门扇骨架、门扇面板，门扇内若填充材料，则填充对人体无毒无害的防火隔热材料，并配以防火五金配件所组成的具有一定耐火性能的门。

Product introduction

Steel wood fire insulation and fire resistant steel door with wood or burning wood products production door frame, door frame, door panels, door if filling material is filled, fire insulation materials non-toxic and harmless to the human body, and with fire hardware fittings with certain refractory properties of the door.



固定式防火窗

Fixed fire window

门窗系列

产品特点

- 1、具有外形美观、性能优越、采光充足、安装方便等功能。
- 2、产品有单扇固定、双扇固定、三扇固定、四扇固定等类型。
- 3、采用镀锌钢制作，可做内外窗使用。

适用范围

适用于防火要求及采光性能佳的重要场所，如工业厂房、办公楼、场馆等。

Product introduction

- 1、With beautiful appearance, superior performance, adequate lighting, easy installation, etc..
- 2、The product has a single fan, double fan, three fixed, four fans and other types of fixed.
- 3、The use of galvanized steel production, can be used inside and outside the window.

Applicable scope

Suitable for fire protection requirements and good lighting performance, such as industrial plants, office buildings, venues, etc..



开启式防火窗

Open type fire window

产品特点

采用镀锌钢制作，作为外窗使用，不易生锈，能日常开启，起到通风的作用，具有符合标准的抗风压性、气密性。

适用范围

适用于防火要求及采光性能佳的重要场所，如厂房、商场中庭、场馆等。

Product introduction

Use of galvanized steel production, as the use of external windows, not easy to rust, can open, play the role of ventilation, with the standard of anti air pressure, air tightness.

Applicable scope

Suitable for fire prevention requirements and good lighting performance of the important place, such as factory buildings, shopping malls, stadiums, etc..



门窗系列

普通钢质平开门 Ordinary steel flat door

产品特点

产品适用性强，坚固可靠，美观、轻便，安装简易、快速。

适用范围

用于工业、民用建筑中的公共通道、内部办公隔离等无消防及其他特殊功能的场合。

Product introduction

Product applicability, strong and reliable, beautiful, light, easy to install, fast.

Applicable scope

For industrial, civil construction in the public channel, internal office and other non-fire and other special functions of the special functions.



钢质百叶门

Steel shutter

产品特点

具有散热、通风功能，百叶的位置及尺寸可根据需要调整。

适用范围

适用于变电所、机房间、储藏室等需通风的场所，还应用于建筑物内的卫生间。

Product features

With heat dissipation, ventilation function, the position and size of the shutter can be adjusted according to need.

Applicable scope

Suitable for electric power, machine room, storage room, etc. need to ventilated place, but also used in the building of the bathroom.



钢质密闭门

Steel close behind closed doors

门窗系列

防火门窗

产品特点

具有在压力差作用下，关闭的门空气渗透性极少，在风雨作用下，关闭的门不渗漏雨水的效果。

适用范围

适用于对光和风敏感作用的医药行业、电子行业、IT 厂房等建筑。

* 钢质防火密闭门

适用于空调机房、鼓风机房及重要设备层机房的门，具有防火隔热的作用。

Product introduction

With the pressure difference, the closed door air permeability is very few, under the action of wind and rain, the closed door does not leak the effect of rain.

Applicable scope

Applicable to the light and wind sensitive role in the pharmaceutical industry, electronics industry, IT plant and other construction.

* Steel fire prevention closed door

Suitable for air conditioning room, air blower room and important equipment room door, with the role of fire insulation.



钢质保温门

Steel insulated door

产品特点

具有保温性能好、导热性能差、密封性能强的功能，采用轻钢龙骨估价或型钢骨架，面板采用镀锌钢板、不锈钢板，也可根据工程需要兼做隔声门。

适用范围

适用于工业民用建筑中有恒温要求的空调房间及室温控制在 0℃ 以上并有保温要求的工房及库房等。

* 钢质防火保温门

具有保温和防火的双重功能，既能够保护好室内温度，又能够在意外火灾时起到保护设备或人员的功能。

Product introduction

With good thermal insulation, good thermal performance, sealing performance of the functions, the use of light steel keel valuation or steel frame, the panel uses galvanized steel, stainless steel plate, can also be based on the project need to do sound insulation door.

Applicable scope

Applicable to industrial and civil buildings in the air conditioning room temperature and room temperature control requirements of more than 0 °C and the insulation requirements of the workshop and warehouse etc..

* Steel fireproof heat insulation door

Products have the dual function of heat preservation and fire protection, both to protect the indoor temperature, but also to protect the function of the equipment or personnel in the accident.



防火隔声门参照以下标准设计制作

- GBJ87-85 《工业企业噪声控制设计规范》
- GBJ118-88 《民用建筑隔声设计规范》
- GB8485-2008 《建筑门窗空气声隔声性能分级及检测方法》
- GBJ75-84 《建筑隔声测量规范》
- 04J610-1 《特种门窗》

* 防火隔声门用钢质材料制作门框、门扇骨架和门扇面板，门扇内填充防火隔音填充物，达到相应功能要求。

适用范围

适用于有高噪声的工业厂房及辅助建筑（通风机房、冷冻机房、空调机房、柴油发电机房、印刷车间等），以及对声学环境要求比较高的厅室（礼堂、会议厅、报告厅、演播室、影剧院、体育馆、医院、录音室等）。

Fire sound insulation door with reference to the following standard design and production

- GBJ87-85 "design code for noise control in industrial enterprises"
- GBJ118-88 "code for sound insulation design of civil buildings"
- GB8485-2008 "building doors and windows air sound insulation performance classification and detection method"
- GBJ75-84 "building sound insulation measurement standard"
- 04J610-1 "special doors and windows"

* With steel material of the door frame and the door leaf frame and door leaf panel fireproof sound insulation door, door filler filled with fire insulation, to reach the corresponding functional requirements.

Applicable scope

Suitable for industrial building and auxiliary building high noise (ventilation room, refrigeration room, air conditioning room, diesel generator room, printing workshop, etc.) and high requirements of room acoustics environment (auditorium, conference hall, lecture hall, studio, theater, gymnasium, hospital, studio etc.).





我们不断开拓国际市场领域，目前出口的防火产品
具有 WH、BS、UL、SP 等国际认证。

门窗系列

UL

- 1、最大尺寸: 2438*2438(mm)
- 2、防火等级为 3h,60mins,30mins

WH

- 1、最大尺寸: 1828*2209(mm)
- 2、防火等级为: 90mins,60mins,45mins

BS

- 1、最大尺寸: 双开 1770*2115(mm)、单开 870*2115(mm)
- 2、防火等级为: 单开带视窗 121mins, 无视窗 186mins
双开带视窗 111mins, 无视窗 241mins;

CE

- 1、最大尺寸: 1100*2200(mm)
- 2、防火等级为: 60mins



UL

- 1、Maximum size: 2438 * 2438 (mm)
- 2、Fire rating for 3h, 60mins, 30mins

WH

- 1、The maximum size: 1828 * 2209 (mm)
- 2、Fire rating: 90mins, 60mins, 45mins

BS

- 1、Maximum size: Double Open 1770 * 2115 (mm), single open 870 * 2115 (mm)
- 2、Fire rating as follows: single open with window 121mins, no windows 186mins
Double open with window 111mins, no windows 241mins;

CE

- 1、Maximum size: 1100 * 2200 (mm)
- 2、Fire rating: 60mins



医院产品

Hospital product

| | |
|-------------------------|----------------------------|
| 病房门·····24 | 卫生间用门 – 移门·····28 |
| Ward door | Bathroom door–Sliding door |
| 医师室门·····25 | 自动门·····29 |
| Physician room door | Automatic Door |
| 港式医院门·····26 | 防辐射门·····30 |
| Port type hospital door | Radiation protection door |
| 卫生间用门 – 平开门·····27 | 玻璃门·····31 |
| Bathroom door–Flat door | Glass door |



参照规范

- 《综合医院建筑设计规范》
- 《综合医院建设标准》
- 《高层民用建筑设计防火规范》
- 《建筑设计防火规范》

Reference standard

- 《Comprehensive hospital building design code》
- 《Comprehensive hospital construction standards》
- 《Code for fire protection of high rise civil buildings》
- 《Code for fire protection of building design》

医疗产品系列

病房门 Ward door

产品特点

- 密闭、抗菌、隔音、安全、耐腐蚀
- 便于推车通行、观察、不积尘、易清洁
- 颜色柔和

标准配置

门型：单开、子母、双开

门扇材质：镀锌钢板、中密度板

门框材质：镀锌钢板

表面处理：静电粉末喷涂

内部填充：高强度铝蜂窝或高强度纸蜂窝

玻璃亮子：双面丝印钢化玻璃、铝合金压条
单层钢化玻璃

五金

锁舌：高强度 PVC 材质

执手：抗菌把手

铰链：不锈钢

暗插销：子母门标配

Product introduction

- Sealed、antibacterial、Noise、Safety
- corrosion resistance
- easy to cart, observation、no dust
- soft color

Standard configuration

Door type: Single open、Picture、double open

Door leaf material: galvanized steel、medium density board

Door frame material: galvanized steel

Surface treatment: Electrostatic powder coating

Internal filling: High strength aluminum honeycomb or high strength paper honeycomb

Glass panel: Double screen printing toughened glass、Aluminum alloy strip single toughened glass

Hardware

Lock tongue: High strength PVC material

Handle: Antibacterial handle

Hinge: Stainless steel

Bolt: Dark picture door standard



医师室门

Physician room door

医疗产品系列

医疗

产品特点

- 防潮
- 强度高，防撞击
- 启闭轻巧、静音
- 密闭性，使用内制式橡胶条
- 视觉效果使用温馨、柔和的色彩

标准配置

门型：单开、子母、双开

门扇材质：镀锌钢板、中密度板

门框材质：镀锌钢板

表面处理：静电粉末喷涂

内部填充：高强度铝蜂窝或高强度纸蜂窝

玻璃亮子：双面丝印钢化玻璃、铝合金压条

单层钢化玻璃

五金

锁舌：高强度 PVC 材质

执手：抗菌把手

铰链：不锈钢

暗插销：子母门标配

Product introduction

- moisture proof
- high strength, anti impact
- opening and closing light, mute
- sealed, using the internal standard rubber
- the visual effect of the use of warm, soft color

Standard configuration

Door type: Single open、Picture、double open

Door leaf material: galvanized steel、medium density board

Door frame material: galvanized steel

Surface treatment: Electrostatic powder coating

Internal filling: High strength aluminum honeycomb or high strength paper honeycomb

Glass panel: Double screen printing toughened glass、Aluminum alloy strip single toughened glass

Hardware

Lock tongue: High strength PVC material

Handle: Antibacterial handle

Hinge: Stainless steel

Bolt: Dark picture door standard



医疗产品系列

港式医院门 Port type hospital door

产品特点

1、硬度高：门框采用铝合金型材制作，在弯角处有弧形处理，门扇加装不锈钢防撞板，避免门磕碰造成损伤、掉漆等现象。

2、抗菌：表面经过特殊处理可减少细菌交叉感染。

3、易清洗：材质硬度高，耐酸碱。

4、色彩：根据客户的要求，有色彩丰富的表面材质可供选择。

5、包墙装饰处理：门框经包墙处理，包墙宽度根据墙体厚度进行调整。

Product introduction

1、High hardness: door frame made of aluminum alloy bar, in the corner at the arc door installation so the anti-collision plate, avoid door bump caused by injury, paint and other phenomena.

2、Antibacterial: surface after special treatment can reduce bacterial cross infection.

3、Easy cleaning: material hardness, acid and alkali.

4、Color: according to customer's request, has the color rich surface material to choose from.

5、The wall decoration processing: the door frame is treated by the wall, the width of the wall is adjusted according to the thickness of the wall.



卫生间用门 – 平开门

Bathroom door- Flat door

医疗产品系列

医疗

产品特点

- 通风
- 防潮
- 开关轻巧
- 加装钢（铝）百页
- 内衬铝蜂巢环保材料
- 五金选配外锁盖板上有明显使用状态标识的锁具，且在紧急情况下外部可以强行进入。



Product introduction:

- Ventilation

- moisture

Light switch

- Installation of steel (aluminum)

- lined aluminum honeycomb environmental protection material

- hardware matching lock lock was used outside the state identification plate, and the outside in case of emergency can be forced into.

标准配置

门型：单开、子母、双开

门扇材质：镀锌钢板、中密度板

门框材质：镀锌钢板

表面处理：静电粉末喷涂

内部填充：高强度铝蜂窝或高强度纸蜂窝

通风百叶：钢质、铝合金

五金：

执手：抗菌把手

铰链：不锈钢（防盗）

暗插销：子母门标配

Standard configuration

Door type: Single open、Picture、double open

Door leaf material: galvanized steel、medium density board

Door frame material: Galvanized steel

Surface treatment: Electrostatic powder coating

Internal filling: High strength aluminum honeycomb or high strength paper honeycomb

Ventilation Louvers sted. aluminum

Hardware

Handle: Handle with display function

Hinge: Stainless steel (Security)

Bolt: Dark picture door standard

医疗产品系列

卫生间用门 – 移门 Bathroom door – Sliding door

产品特点

- 通风
- 防潮
- 水平开启，方便人员通行
- 易操作性，开启使用力量小
- 安全性高
- 节省空间
- 自动闭门带缓冲装置，使关闭静音

Product introduction:

- Ventilation
- Moisture
- Level open, convenient access
- Easy to operate, open the use of small force

High security

- Save space
- Automatic door with buffer device, so that the closure of mute



标准配置

门型：单开

门扇材质：镀锌钢板、中密度板

门框材质：镀锌钢板

表面处理：静电粉末喷涂

内部填充：高强度铝蜂窝或高强度纸蜂窝

通风百叶：钢质、铝合金

五金：

带显示功能钩锁

高强度 PVC 导轨（防水、防尘）

Standard configuration

Door type: Single open

Door leaf material: Galvanized steel、medium density board

Door frame material: Galvanized steel

Surface treatment: Electrostatic powder coating

Internal filling: High strength aluminum honeycomb or high strength paper honeycomb

Glass panel: Double screen printing toughened glass、Aluminum alloy strip single toughened glass

Hardware

Hook lock: With display

Guide: High strength PVC Guide (waterproof, dust)



自动门

Automatic Door

医疗产品系列

医疗



产品特点

- 密封性能好
- 操作简单、灵活耐用
- 美观坚固
- 安全方便
- 能有效防止污染
- 采用手感应、红外线感应、脚感应等非接触方式
- 出入时延长关闭时间

Product introduction

Good sealing performance

Simple operation, flexible and durable

Beautiful firmness

Safe and convenient

Can effectively prevent pollution

– hand induction, infrared sensor, foot, and other non contact

– access time to extend the time

技术参数

规格：单扇平移、双扇平移

控制器：数码电脑处理器控制器

马达：直流 24V65W 无电刷马达

开门保持时间：0.5~8 秒内可调整

手动推力：最大 4.5kg

基本动作：传感器输出信号—加速开门—制动—慢行—停止

加紧闭力—慢行—制动—加速关门

Technical parameters

Specifications: Single fan translation、Double fan translation

Controller: Digital computer processor controller

Motor: Brushless DC motor with direct current 24V65W

Open door hold time: 0.5~8 seconds can be adjusted

Manual thrust: Maximum 4.5kg

Basic action: Sensor output signal To tighten up the closing force, slow down, brake and speed up the door



医疗产品系列

防辐射门

Radiation protection door

产品特点

- 美观坚固
- 辐射屏蔽性能高
- 密封性能好
- 操作简单、灵活耐用
- 安全方便
- 能有效防止污染
- 采用悬挂平移式开启

Product introduction

Beautiful firmness
High radiation shielding performance
Good sealing performance
Simple operation, flexible and durable
Safe and convenient
Can effectively prevent pollution
- suspension shift type



技术参数

规格：单扇平移、双扇平移

材质：优质不锈钢

控制器：数码电脑处理器控制器

马达：直流 24V65W 无电刷马达

开门保持时间：0.5~8 秒内可调整

手动推力：最大 4.5kg

基本动作：传感器输出信号—加速开门—制动—慢行—停止

加紧闭力—慢行—制动—加速关门

可选开启装置：电锁、门禁控制器

Technical parameters

Specifications: Single fan translation、Double fan translation

Texture of material: High quality stainless steel

Controller: Digital computer processor controller

Motor: Brushless DC motor with direct current 24V65W

Open door hold time: 0.5~8 seconds can be adjusted

Manual thrust: Maximum 4.5kg

Basic action: Sensor output signal To tighten up the closing force, slow down, brake and speed up the door

Optional open device: Electric lock、access controller

玻璃门 Glass door

医疗产品系列

产品特点

- 美观大方
- 通透性好，视觉效果佳
- 可选用无框或有框结构
- 能使用不同规格洞口
- 可与玻璃隔断组合应用

Product introduction

- Beautiful and generous
- Good permeability, good visual effect
- can be used without box or frame structure
- Can use different specifications of the hole
- can be used in combination with glass partition



技术参数

门框材质：采用 $\geq 1.2\text{mm}$ 不锈钢板，钢板

门扇材质：采用 $\geq 0.8\text{mm}$ 不锈钢板，钢板

表面处理：镀锌钢板：静电粉末喷涂

门扇厚度（mm）：50

有框结构：选用地弹簧、门夹、门锁、门夹锁、中央锁、电控锁、门禁系统、各种门拉手

无框结构：选用玻璃夹、小门夹、曲夹固定和调节玻璃

Technical parameters

Door frame material: With more than 1.2mm stainless steel plate, steel plate

The door leaf material: With more than 0.8mm stainless steel plate, steel plate

Surface treatment: Galvanized steel sheet: electrostatic powder coating

Door leaf thickness: 50

Frame structure: Selection of spring, door clip, door lock, door lock, door lock, central lock, electronic lock, access control system, all kinds of door handles

No frame structure: The glass clip, door clip, clip fixing and adjusting the glass



住宅精装产品系列

住宅精装产品 Residential hardcover products

| | |
|---|--|
| 森意别墅门系列·····34 Forest view Villa Door Series | 高级折叠门·····42 Advanced folding door |
| 森意住宅门系列·····37 Forest View Residential Door Series | 大跨度平移门·····44 Large span shift gate |
| 森意车库门系列·····39 Forest View Garage Door Series | 中轴门·····45 Central door |
| 型材玻璃门及隔断·····40 Profile glass doors and partition series | 防夹手门·····46 Anti pinch hand door |
| 高级单元门·····41 Advanced unit door | 平移推拉窗·····47 Shift sliding window |



住宅精装产品系列

参照规范 Reference specifications

| 性能要求 Performance requirements | 相关规范要求 Related specification requirements | 设定性能指标 Set performance index |
|---------------------------------------|--|--|
| 防盗性能 Security performance | 《住宅设计规范》(GB50096-1999)第3.9.4条:住宅门应采用安全防卫门。向外开启的户门不应妨碍交通。(具体防盗等级根据设计而定) "Residential design standards" (GB50096-1999) article 3.9.4: residential doors should be used to secure the door. Open door should not impede traffic. (the specific security level according to the design and set) | 乙级 b grade b grade |
| | 楼宇门、电控门应满足《栅栏及玻璃类电控防盗门技术规范》(沪公技防(2008)007号) Building door, electric door and glass fence should meet the "technical specification" electronic security doors (Shanghai Public Security (2008) No. 007) | 防破坏 5 min Prevent damage 5 min |
| 隔声性能 Sound insulation property | 1、《民用建筑隔声设计规范》(GBJ118-1998)第3.3.6条:面临楼梯间或公共走廊的户门,其隔声量 $\leq 20\text{dB}$ 。 2、《绿色建筑评价标准》(GB/T 50387-2006)第4.5.3条:户门的空气声计权隔声量不小于30dB。 3、《民用建筑设计通则》(GB50523-2005)第7.5.2条:客房与走廊间隔墙(含门)特级、一级计权隔声量 $\geq 40\text{dB}$ 。 | 40dB |
| | 1, the civil building sound insulation design specification "(GBJ118-1998) the 3.3.6 the facing the stairwell or public corridor door, the segment volume higher than 20dB. 2, "green building evaluation criteria" (50387-2006 GB/T) article 4.5.3: the door of the air sound meter right sound insulation is not less than 30dB. 3, "civil architectural design general rule" (GB50523-2005) 7.5.2: guest room and corridor partition (including the door), a special weighted sound isolation is greater than or equal to 40dB. | 40dB |
| 保温性能 Heat preservation performance | 根据《住宅建筑规范详解》(GB 50368-2005) P177表4.2.1,确定户门传热系数 $K \leq 2.0\text{W}/\text{m}^2\cdot\text{k}$ 。 According to the "residential building codes" (GB 50368-2005 P177) detailed in table 4.2.1, determine the door heat transfer coefficient $K = 2.0\text{W}/\text{m}^2\cdot\text{k}$. | $K \leq 2.0\text{W}/\text{m}^2\cdot\text{k}$ (\leq 建筑外门保温性能分级及检测方法 ≥ 7 级) $K = 2.0\text{W}/\text{m}^2\cdot\text{k}$ (= building doors insulation performance rating and testing methods of more than 7 level) |
| 气密性能 Air tightness | 根据《绿色建筑评价标准》(GB 50387-2006) P69第5.2.8条:“为了保证建筑的节能性能……对外窗的气密性能有较高的要求。……气密性部低于4级。” According to "green building evaluation criteria" (50387-2006 GB) P69 article 5.2.8: "in order to ensure the construction of energy-saving performance..... There is a high demand for the air tightness of the window..... Air tightness lower than 4." | 5级 ($1.5 < q_1 \leq 2.0\text{m}^3/(\text{m}\cdot\text{h})$) The 5 level ($1.5 < q_1 = 2.0\text{m}^3/(\text{M}\cdot\text{H})$) |
| 防火性能 Fire performance | 《住宅建筑规范详解》(GB 50368-2005) P148第6.2.3.1条:“不设封闭楼梯间的,开向楼梯间的户门应为乙级防火门。” "Residential building codes explain" (GB 50368-2005) P148 the 6.2.3.1 article: "don't close the stairwell, open to the staircase door should be for class B fire door." | 乙级 b grade |
| 耐久性能 Endurance performance | | 反复启闭 20 万次 Repeated opening and closing 200000 times |


意大利设计团队是具有百年历史的传奇家族，至今家族继承者艾伦先生在意大利业界具有极高影响力，在意大利不同建筑风格的别墅与公寓中均有大量的运用，呈现古典美学与现代美学结合的典范。

Italian design team is a century-old family legend, has a family successor, Mr. Allen has a very high influence in Italian industry, in different architectural styles of Italian villas and apartments have a lot of use, presents classical aesthetics and modern aesthetics combined model.



住宅精装产品系列

住宅精装



住宅精装产品系列

Residential
hardcover



森意住宅门系列

Forest View Residential Door Series

住宅精装产品系列

住宅精装



住宅精装产品系列

Residential
hardcover



森意车库门系列 Forest View Garage Door Series

住宅精装产品系列

以高级保温防火材料为填充，经过一次成型板材柔性系统制作完成，通过专业工业加工实现门体整体启闭，具有保温隔音的特点，外形美观操作简便，空间占有量少，启动轻盈而门体坚固。

Advanced Insulation with fireproof material is filled, after forming a sheet of flexible systems produced by professional industrial processes to achieve overall door open and close, with noise insulation characteristics, aesthetic appearance and easy operation, less space occupancy, start light and sturdy door .



型材玻璃门及隔断系列

Profile glass doors and partition series



Residential
hardcover

产品特点

- 1、采用瑞士 JANSEN 型材制作，主要选用 50、60 型材。
- 2、型材为 2mm 厚优质钢板轧制而成，强度高，截面形状规整，棱角分明。
- 3、产品装配精确度高，整体强度高。
- 4、配置专用密封条，框扇配合紧密，密封性好。
- 5、有断桥结构型材，可用于防火玻璃门产品。

Product introduction

- 1、The use of Swiss JANSEN production, the main selection of 50, 60 profiles.
- 2、Profiles for 2mm thick and high quality steel rolling, high strength, shape of the cross section, angular.
- 3、Product assembly accuracy, the overall strength is good.
- 4、The configuration of the special sealing strip, the box fan with close, good sealing.
- 5、a bridge structure profile, can be used for fireproof glass products.

高级单元门 Advanced unit door

住宅精装产品系列

产品特点

- 1、型材精度高：采用壁厚 1.5mm 或 1.75mm 优质双面镀锌钢板
- 2、跨度大、通透美观
- 3、强度大、不易变形：整体框架结构
- 4、使用寿命长、性价比高：整个系统包括 承重铰链，经过 100 万次开启测试。
- 5、出色的密封性能：门内外设双道密封胶条，门底配以自动门底封，使整个系统具有良好的密封性、隔音性
- 6、安全性高：可以同时实现防火、防盗、防弹等功能
- 7、瑞士原产五金配件
- 8、保温隔热性：双腔断热设计
- 9、防夹手功能：独特的防夹手门设计

Product introduction

- 1、Profile accuracy: the use of wall thickness 1.5mm or 1.75mm high quality galvanized steel sheet
- 2、Span big, beautiful
- 3、Strength, not easy to deformation: the overall framework structure
- 4、Long service life, high performance price ratio: the whole system including load bearing hinge, after the 1000000 open test.
- 5、Excellent sealing performance: double seal door and door, door and door with automatic door seal, The whole system has good sealing, sound insulation
- 6、High security: can simultaneously achieve fire, theft, bulletproof and other functions
- 7、Swiss origin hardware accessories
- 8、Thermal insulation: double cavity heat insulation design
- 9、Anti pinch function: unique anti hand door design



产品特点

- 1、气密性高
- 2、保温性好
- 3、隔音性强
- 4、底部处理灵活多样，适合不同使用区域
- 5、可手动开启，或配置电机实现电动开启

Product introduction

- 1、Air tightness
- 2、Good insulation
- 3、Sound insulation
- 4、The bottom handle flexible and diverse, suitable for different use of the region
- 5、Can be manually opened, or configure the motor to achieve electric open





产品亮点

- 1、密封性好：采用特殊设计的密封胶条；
- 2、门扇尺寸范围广，最高高度可达7米；
- 3、有效节约空间；
- 4、可使用玻璃或其他板材作为门扇板材，以满足不同外观和功能的需求。

Product highlights

- 1、 Sealing good: the use of special design of the sealing strip;
- 2、 The door wide size range, the maximum height of up to 7 meters;
- 3、 Effective saving space;
- 4、 Can use glass or other plates as the door plank, to meet the different needs of the appearance and function of the.



产品特点

- 1、型材深度仅 85mm，可配置 54mm 厚的双中空玻璃保温隔音性能佳，Uw 可达 0.9W/m².k 底部轨道的特殊设计可保证无障碍通行
- 2、配置电机也可实现电动开启

Product introduction

- 1、the profile depth only 85mm, can be configured 54mm thick double insulating glass insulation performance is good, Uw can reach the bottom of the track of the special design of the 0.9W/m².k can ensure no obstacles
- 2、the configuration of the motor can be achieved by electric open

Residential
hardcover



中轴门 Central door

住宅精装产品系列

产品特点

- 1、大跨度
- 2、高承载：高品质承重地弹簧，开启灵活、坚固耐用
- 3、型材纤细简约，通透美观
- 4、密封性好
- 5、保温性高
- 6、隔音性强
- 7、大面积使用可采取电动开启关闭

Product introduction

- 1、Large span
- 2、High load bearing: high quality bearing spring, open, flexible, durable
- 3、The profile is slim and simple, transparent and beautiful
- 4、Good sealing
- 5、High insulation
- 6、Sound insulation
- 7、Large area of use can be taken to open the electric power





产品特点

- 1、人性化设计，杜绝公共场合的安全隐患
- 2、50 系列：为半球形的型材结构，能够很大程度减少被夹手；
- 3、60 系列：配以特殊设计防夹手配件实现防夹手功能；
- 4、水密性 :class2 50pa
- 5、抗风性 :class2 1200pa
- 6、气密性 :class2
- 7、坚固耐用，无需维护

Product introduction

- 1、humanized design, put an end to the safety of public places
- 2、50 series: for the hemisphere shaped structure, can be a great reduction in the hand;
- 3、60 series: with special design to prevent the clip hand parts to achieve anti - Clip hand function;
- 4、water tightness: 50pA class2
- 5、wind resistance: 1200pa class2
- 6、air tightness: class2
- 7、durable, no maintenance

平移推拉窗

Shift sliding window

住宅精装产品系列



产品特点

- 1、密封性高
- 2、隔音性强
- 3、保温性好
- 4、强度高
- 5、节省室内空间
- 6、可实现开启内倒
- 7、通透性强

Product introduction:

- 1、Sealing high
- 2、Sound insulation
- 3、Good insulation
- 4、High strength
- 5、Save the indoor space
- 6、Can be realized on the inverted
- 7、Permeability is strong

铝合金产品系列

铝合金产品系列 Aluminium alloy products

| | |
|---|---|
| 1、平开窗（门）系列·····50 Flat open window(door) | 2、推拉窗（门）系列·····51 Sliding window(door) |
| H53·····50 | H60·····51 |
| H65·····50 | H80·····51 |
| H70·····50 | H85·····51 |
| | H90·····51 |
| | H98·····51 |

Aluminium
alloy



参考依据

Reference specifications



为规范国内铝合金市场，生产的铝合金门窗是根据 GB/T 5824《建筑门窗洞口尺寸系列》国家标准设计。

执行标准 GB/T 8478-2008《铝合金门窗》、GB 5237-2004《铝合金建筑型材》、GB/T 5824-1986《建筑门窗洞口尺寸系列》

In order to regulate the domestic aluminum alloy market, the production of aluminum alloy doors and windows is based on the GB/T 5824 "building doors and windows, the size of the series" national standard design.

Implementation of the standard 8478-2008 GB/T "aluminum alloy doors and windows," 5237-2004 GB "aluminum alloy building materials," 5824-1986 GB/T "building doors and windows of the hole size series"



1、H53

外开断桥铝合金窗外框厚度为 53，采用优质尼龙隔热条。

2、H65

门窗系统门（窗）框厚度为 55，内扇厚度为 65，是专为中高档市场而开发的新一代高性能平开门窗系统。

3、H70

本系列门（窗）框厚度为 60，内（窗）扇厚度为 70，是专为中高档市场而开发的新一代高性能平开门窗系统。

1、H53

Outside the aluminum alloy window frame thickness is 53, with high-quality nylon insulation.

2、H65

Doors and windows system door (window) box thickness is 55, the thickness of 65, is designed for the middle and high grade market and the development of a new generation of high performance flat open doors and windows system.

3、H70

This series door (window) box thickness is 60, the inside (window) is 70, it is a new generation high performance flat open door and window system which is developed for middle and high grade market.



推拉窗（门）系列 Sliding window(door)

铝合金产品系列

1、H60

门窗外框厚度为 60, 称为 60 系列, 采用优质尼龙隔热条。60 为第一代欧式断桥铝合金推拉门窗, 并经过多次改进, 技术成熟。

2、H80

外框厚度为 80, 采用优质尼龙隔热条。

3、H85

H85 系列推拉断桥铝合金窗是一款结合中国国情开发的断桥铝合金推拉窗产品, 外框厚度为 85。

4、H90

边框厚度为 90mm, 称为 H90 系列推拉断桥铝合金窗, 是为满足市场对节能产品的新要求设计开发的一款高性能推拉窗产品, 采用 16mm 宽度的尼龙隔热条。

5、H98

本系列窗框构造尺寸为 98mm, 采用国际先进、国内领先的穿条式断桥铝合金结构, 外框和内扇均采用 45 度组角对接, 欧式结构, 强度高。



铝
合
金

1、H60

Frame thickness is 60, known as the 60 series, with high-quality nylon insulation. 60 is the first generation of European style aluminum alloy sliding doors and windows, and after several improvements, mature technology.

2、H80

Frame thickness is 80, with high-quality nylon insulation.

3、H85

H85 series push and pull the broken bridge aluminum alloy window is a combining with the development of China's national conditions of the broken bridge aluminum alloy sliding window products, thickness of the outer frame is 85.

4、H90

Border thickness is 90mm, known for H90 series push and pull the broken bridge aluminum alloy window, in order to meet the market for energy-saving products new requirements for design and development of a high performance push pull window products, used nylon insulation to the width of the 16mm.

5、H98

This series of sash structure size for 298 mm, using international advanced, leading to wear a broken bridge aluminum alloy structure, an outer frame and an inner fan are made of 45 degree angle to the docking, Euclidean structure, high strength.

卷帘系列

防火卷帘及多用途卷帘

Fire roller shutter and multi purpose rolling series

| | |
|---|-----------------------------------|
| 钢质垂直防火防烟卷帘·····54 | |
| Steel vertical fire smoke shutter | |
| 侧向钢质防火卷帘·····55 | 钢质防爆卷帘·····61 |
| Lateral steel fire roller shutter | Steel explosion-proof shutter |
| 水平钢质防火防烟卷帘·····56 | 快速卷帘·····62 |
| Horizontal steel fire somke shutter | Fast shutter |
| 带常开钢门钢质防火防烟卷帘·····57 | 保温卷帘·····62 |
| Always open doors with steel fire and smoke screens | Heat preservation roller shutter |
| 特级防火卷帘（双轨双帘折叠式）·····58 | 抗风压卷帘·····63 |
| Special grade fire roller shutter (double track double curtain folding) | Anti wind pressure roller shutter |
| 特级防火卷帘（双轨双帘滚筒式）·····59 | 水晶型防盗卷帘·····63 |
| Special grade fire roller shutter (double track double curtain roller type) | Crystal type anti-theft shutter |
| 特级防火卷帘（水雾式钢质复合型）·····60 | 工业滑升门·····64 |
| Special grade fire roller shutter (water mist type steel composite) | Industrial sliding doors |



适用范围

适用于工业与民用建筑中需具有防火、防烟功能防火卷帘的设计使用。无机纤维复合防火卷帘仅适用于室内干燥通风的场所。

术语与定义

1、钢质防火卷帘

指用钢质材料做帘板、导轨、座板、门楣、箱体等，并配以卷门机和控制箱所组成的能符合耐火完整性要求的卷帘。

2、无机纤维复合防火卷帘

指用无机纤维材料做成帘面（内配不锈钢丝或不锈钢丝绳），用钢质材料做夹板、导轨、座板、门楣、箱体等，并配以卷门机和控制箱所组成的能符合耐火完整性要求的卷帘。

3、特级防火卷帘

指用钢质材料或无机纤维材料做帘面，用钢质材料做导轨、座板、夹板、门楣、箱体等，并配以卷门机和控制箱所组成的能符合耐火完整性、隔热性和防烟性能要求的卷帘。

Applicable scope

Applicable to industrial and civil buildings in need of fire prevention, fire prevention function of the design and use of fire roller shutter. Inorganic fiber composite fire shutter is only suitable for indoor dry and ventilated place.

Terms and definitions

1、 steel fire roller shutter

That with steel materials do curtain plate, guide rail, a seat board, signage, box, etc., and to roll door machine and control box composed to meet fire integrity performance requirements of rolling.

2、 inorganic fiber composite fire roller shutter

Refers to the material inorganic fiber made curtain surface (with stainless steel wire or stainless steel wire rope), with steel materials as a splint, a guide rail, a seat board, signage, box, and to roll door machine and control box composed to meet fire integrity requirements of the shutter.

3、 special grade fire roller shutter

Refers to the steel material or an inorganic fiber materials do face curtain, with steel materials as a guide rail, a seat board, plywood, signage, box, and to roll door machine and control box composed to meet fire integrity, heat insulation and anti rolling curtain smoke performance requirements.

产品特点

用钢质材料做帘板、导轨、座板、门楣、箱体等，与防火卷机和防火控制箱所组成的能满足耐火极限和热辐射强度要求的卷帘。

作为防火分区分隔时，卷帘两侧应设置独立的闭式自动喷水系统保护，钢质防火防烟卷帘（普通型）有电动、手动、自动操纵三种操作方式。控制箱设置烟感、温感控制系统，既能独立动作又能由消防中心联动进行自动控制，并具有使卷帘启闭、两步降等自动控制功能。

Product introduction

Steel material used to make the curtain plate, rails, base plates, lintels, box, etc., and fireproof rolling machine and fire control box composed to meet the fire resistance of the shutter and the heat radiating strength requirements.

As a separate fire district, on both sides of the shutter should be set independently of the closed type automatic water spraying system protection, fireproof anti smoke shutter (normal type) with electric, manual and automatic control of three kinds of mode of operation. Control box is provided with a smoke feeling, the warm feeling control system, which can not only independent action and linkage of fire control center by the automatic control, and with the shutter opening and closing, two-step demotion automatic control function.



侧向钢质防火防烟卷帘 Lateral steel fire smoke shutter

卷帘系列

产品特点

钢质侧向防火防烟卷帘（侧向式复合型）的帘片靠滚轮悬挂在上方导轨内，沿导轨运动，实现卷帘启闭。具有摩擦阻力小、可曲线运动、大跨度洞口无须增设立柱、导轨上方所占空间小等特点。

适用范围

适用于大跨度、曲线形、低空间场合的防火分隔，如中庭、地下停车库等场所。

Product introduction

Steel side fire prevention and smoke rolling shutter (lateral type composite) of the curtain sheet on the roller is suspended in the top of the guide, along the rail movement, to achieve rolling. Has the characteristics of small friction resistance, curve movement, large span hole without adding a column, the upper part of the space is small, and so on.

Applicable scope

Suitable for large span, Qu Xianxing, low space of fire separation, such as atrium, underground parking garage and other places.



产品特点

采用钢质材料做帘板、导轨、座板等，与卷帘箱和电控箱组成的能满足耐火极限要求的防火卷帘。
作为自动扶梯口的防火隔断，其帘板作水平方向运动，与垂直卷帘相比，减少了隔断面积，可节约投资费用。

适用范围

适用于自动扶梯洞口或其它水平洞口的平面防火分隔。

Product introduction

Use steel material to do curtain board, guide, block board, etc., and the electric control box and the electric control box can meet the fire shutter.
As the fire partition of the escalator mouth, the curtain board for horizontal movement, compared with the vertical rolling shutter, reduce the partition area, can save investment costs.

Applicable scope

Suitable for large span, Qu Xianxing, low space of fire separation, such as atrium, underground parking garage and other places.



带常开钢门钢质防火防烟卷帘

Always open doors with steel fire and smoke screens

卷帘系列

产品特点

产品用自动磁力释放装置吸住钢门，使钢门处于常开状态，确保通道畅通，当接收到火警信号时，磁力自动释放装置消去磁力，钢门在自动回归铰链作用下自动关闭，并在终端位置触发限位开关，卷帘下降实现防火隔断。此时，人可通过常开钢门上的逃生门疏散。逃生门上可以装闭门器使其处于常闭状态。开启时则通过按钮盒操纵，将卷帘打开，再用手将钢门推至常开状态。

适用于民用建筑中带逃生门的防火卷帘。

该类型防火卷帘是当建筑厂房内仅有卷帘而周围不设其它进出口通道时选用。

Product introduction

Products with magnetic automatic release device to absorb steel doors, steel doors in a normally open state, to ensure the smooth flow of the channel, when the fire alarm signal is received, magnetic automatic release device for eliminating magnetic, steel doors shut down automatically in the case of the automatic return hinge role and position in the end trigger limit switch, the shutter down the fire partition. At this time, people can often open doors on the door to escape evacuation. The escape door can be installed in a closed state. When opening the box through the button control, will open the shutter doors, and then hand push to open state.

Applies to civil buildings in the fire roller shutter.

The type of fire roller shutter is when the building is only rolling around and no other choice of access to the mouth.



产品特点

产品由无机纤维复合帘面拼接而成，运行平稳，噪音低，具有两步关闭性能和温控释放性能，产品帘面的夹板间距为 300 ~ 500mm，耐火性能为 3h。该防火卷帘无需水喷淋的保护，且它还具有挡烟性能好；抗锈蚀，耐酸碱，不老化，重量轻，价格较低；遇火不变形；结构简单，安装使用方便等优点。

适用范围


适用于工业与民用建筑中，具有防火功能的防火卷帘。同时适用于大跨度、曲线形或拐角的各种非常规洞口。

Product introduction

Products made of inorganic fiber composite curtain surface splicing, smooth running, low noise, with two step closure properties and temperature control release properties, product shade face cleat spacing 300 ~ 500mm, the fire performance for 3h. The fireproof rolling without the protection of the water spray, and it also has good properties of smoke blocking; corrosion resistant, acid and alkali resistance, not aging, light weight, lower prices; in case of fire, no deformation; has the advantages of simple structure, install and use convenient.

Applicable scope

Applicable to industrial and civil buildings, with fire prevention function of fire roller shutter. At the same time, it is suitable for the large span, curve shaped or the corner of a variety of unconventional hole.



特级防火卷帘（双轨双帘滚筒式）

Special grade fire roller shutter (double track double curtain roller type)

卷帘系列

产品特点

1、由二层防火帘面组成，中间间隔约 $\geq 250\text{mm}$ 的空气层，利用空气的良好隔热性，增强卷帘的防火隔热性能，具有重量轻、性能好、价格低等优点。

2、产品耐火性能为3h，电动启闭平均速度 $2\text{m}/\text{min} \sim 7.5\text{m}/\text{min}$ ，具有两步关闭性能和温控释放性能，帘板型式双导轨无机阻燃布，配件有传动装置、防火电动卷门机、防火控制箱、独立式感温探测器等；

3、该防火卷帘不需要加水幕保护，大大减少供水系统的投资，节约水源。它还具有挡烟性能好；抗锈蚀，耐酸碱，不老化，重量轻，价格较低；遇火不变形；结构简单，安装使用方便等优点。

适用于以卷帘背面温升为判定条件（平均温升 $\leq 140^\circ\text{C}$ ，最高温升 $\leq 180^\circ\text{C}$ ），耐火极限 $\geq 3.0\text{h}$ 的工业与民用建筑中，具有防火功能的防火卷帘。特别适用于不宜及不设自动喷淋系统的场所的防火分区隔断。

Product introduction

1、 composed of two layers of fireproof curtain surface, at an interval of about equal to or greater than 250mm air layer, using air, good heat insulation, enhance shutter fireproof heat insulation performance, with light weight, good performance, low price advantage.

2、 refractory products performance for 3h, electric opening and closing an average speed of $2\text{m} / \text{min}$ to $7.5\text{m}/\text{min}$ with two step closure properties and temperature control release properties, curtain plate type dual rail inorganic flame retardant fabric and accessories transmission device, fire electric rolling door machine, fire control box, freestanding feeling temperature detector etc.;

3、 the fire shutter without water curtain protection, greatly reduce the investment of water supply system, water saving. It also has good characteristics of good smoke, corrosion resistance, acid and alkali, not aging, light weight, low price, no deformation of the case of fire, the structure is simple, easy to install and so on.

Application in rolling back fire surface temperature rise is to determine the conditions (average temperature rise is less than or equal to 140 DEG C , the highest temperature rise is less than or equal to 180 DEG C), 3.0h of refractory limit is equal to or larger than the industrial and civil buildings, with fire prevention function of the fireproof rolling shutter. Especially suitable for fire partition partition in the place where it is not suitable for automatic sprinkler system.



特级防火卷帘（水雾式钢质复合型）

Special grade fire roller shutter (water mist type steel composite)

产品特点

产品是用切向旋涡式的喷头，将水雾化到0.1mm左右的水滴，喷向卷帘帘面，对卷帘帘面实行强制冷却，与普通钢质防火卷帘在卷帘两侧加独立的封闭式自动喷水系统相比，可节约了用水量。

适用范围

适用于以卷帘背火面温升为判定条件（平均温升 $\leq 140\text{ }^{\circ}\text{C}$ ，最高温升 $\leq 180\text{ }^{\circ}\text{C}$ ）、耐火极限 $\geq 3.0\text{h}$ 的工业与民用建筑中具有不设自动喷淋的防火区域分隔。



Product introduction

Product is cut to spiral type nozzle, the water atomized water droplets to 0.1mm, spray to the shutter shade face, on the surface of the shutter curtain implement forced cooling, and ordinary steel fire prevention shutter on both sides of the shutter independent closed type automatic water spraying system compared, can save the water.

Applicable scope

Applicable in rolling back fire surface temperature rise is to determine the conditions (average temperature rise is less than or equal to 140 DEG C, the highest temperature rise is less than or equal to 180 DEG C), refractory limit is equal to or larger than 3.0h) of the industrial and civil buildings has not set automatic sprinkler fire area separated.



钢质防爆卷帘

Steel explosion-proof shutter

卷帘系列

产品特点

钢质防爆卷帘是根据《爆炸和火灾危险环境电力装置设计规范》（GB50058）和企业标准《GFBJ型钢质防爆卷帘》（Q/IIDW10-2000）设计制作。对卷帘的电气及运动部位采取防爆措施过程，使之符合防爆要求。经国家防爆电气产品质量监督检验测试中心检测合格，并颁发钢质防爆卷帘产品防爆合格证。

适用范围

适用于使用或保管可燃性气体、挥发性化学药品等具有高发性物品的工厂和仓库等可能出现爆炸火灾等危险的环境。

Product introduction

Steel explosion-proof rolling shutter is based on the "explosion and fire hazard environment power plant design specifications" (GB50058) and corporate standards "GFBJ type steel explosion-proof shutter" (Q/IIDW10-2000) design and production. The electrical and moving parts of the rolling shutter are taken to the process of explosion proof measures to meet the requirements of explosion-proof. After the national explosion-proof electrical products quality supervision and inspection center testing qualified, and issued a steel explosion-proof explosion-proof product explosion-proof certificate.

Applicable scope

Applicable to the use or the custody of combustible gases, volatile chemicals with high ignition goods factory and warehouse fire and explosion dangerous environment.



卷帘系列

快速卷帘 Fast shutter

产品特点

快速卷帘时用聚氯乙烯涂层的涤纶网布或透明 PVC 板作帘面的卷帘。它由帘面、导轨、卷轴、卷机、箱罩和电气控制箱等部件组成。启闭速度快，可达 70m/min。快速卷帘除一般配置外，还设有红外线安全装置、安全气囊开关等。

Product introduction

Fast shutter with PVC coated polyester mesh or transparent PVC sheet as the curtain. It is composed of the curtain, the guide, the scroll, the winding machine, the box cover and the electric control box and so on. Opening and closing speed, up to 70m/min. Fast shutter in addition to general configuration, but also with an infrared security device, the safety of air bag switch, etc..



保温卷帘

Heat preservation roller shutter

产品特点

保温卷帘是根据《防火卷帘》(GB14102-2005)及相关企业标准设计制作的。具有保温隔热的功能，能够保持室内对温度的要求。

适用于工业厂房、空调车间、仓库等具有保温要求的场所

Product introduction

Heat preservation roller shutter is according to the "fire roller shutter" (GB14102-2005) and the relevant enterprise standard design and production. Has the function of heat preservation and heat insulation, can keep the indoor to the temperature.

Suitable for industrial plants, air conditioning workshop, warehouse and other places with heat preservation requirements.



抗风压卷帘

Anti wind pressure roller shutter

卷帘系列

产品特点

一般卷帘在风压作用下，尤其在沿海地区当受台风的袭击时，帘板或导轨容易遭受损坏，抗风压卷帘采用抗风钩等装置，使卷帘具有抵抗较大风压的能力，可抵御 13 级大风。

Product introduction

Shutter general under the effect of wind, especially in coastal areas when the typhoon attack, curtain plate or rail easy damaged, anti wind pressure rolling the wind hook device, make shutter ability for resisting wind pressure is relatively large, can resist the 13 levels of gales.



水晶型防盗卷帘

Crystal type anti-theft shutter

产品特点

产品采用聚碳酸酯（PC 防弹胶）制造，具有透光、防盗、抗酸隔尘等效果。现已广泛的使用与装饰店铺、橱窗，凸显店铺内商品陈列布置。

适用范围

适用于商场、商业街、机场内的各店铺。

Product introduction

The product uses polycarbonate (PC bulletproof glue) manufacturing, with light, anti-theft, anti dust isolation effect. Has been widely used and decoration shops, window, highlighting the store merchandise display layout.

Applicable scope

Suitable for shopping malls, commercial streets, airports within the shop



产品特点

产品门板以彩钢钢板作为内外面板，以聚氨脂作为填充物，经一次成型板材柔性加工系统制作完成；通过专业工业电机实现门体开启和关闭，具有保温、隔音特点，外观美观，操作简单方便，占用空间少。

适用范围

适用于车间、仓库的车辆或货物出入口。

Product introduction

Door panel products to color steel plate as the inner panel and the outer panel and polyurethane as filler, the forming of sheet metal flexible processing system made; by professional industrial motor implementation of door opening and closing, with thermal insulation, sound insulation characteristics, appearance is beautiful, the operation is simple and convenient, occupies less space.

Applicable scope

Applicable to the workshop, warehouse of the vehicle or goods out of the entrance.



特种产品系列 Special product line

| | |
|--|---|
| 抗爆门66 The blast resistant doors | 气密门71 Air tight door |
| 抗爆窗67 Antiknock window | 推拉门72 Sliding door |
| 泄爆墙(窗)68 Vent wall (window) | 平开门73 Flat door |
| 抗龙卷风防护门69 Anti tornado protection door | 金属网格板门74 Metal mesh plate |
| 防射线屏蔽门69 Ray shielding door | 装卸孔盖板75 Loading and unloading hole cover |
| B型抗暴门70 B type of blast resistant doors | 横通道防护隔断76 Cross channel protection |



产品特点

- 1、耐火完整性：按照设计抗爆能达到保护人员、设备功能，抗爆门耐火完整性 > 1.2h
- 2、抗穿透性：在发生爆炸事故时可能伴随飞溅物，穿透门体板面，钢质抗爆门迎爆面面板
- 3、密封性能：由于爆炸源及爆炸时会产生有害毒气体，钢质抗爆门及抗爆窗（截面）应具有一定的密封。
- 4、密闭隔离功能：由于爆炸时间的不可预测，作为人员进出的抗爆门，应具有自动闭合功能。
- 5、逃生功能：爆炸事故发生时，由于人员逃生的需要，钢质抗爆门应设有应急逃生装置。

适用于核电、火电、水电、石油、化工、军工及其它有爆炸可能的场所，是为阻隔爆炸源危害的安全需要而设置的门。

Product introduction

- 1、Fire integrity: according to the design personnel, equipment to protect the anti explosion function, blast resistant door fire integrity > 1.2h
- 2、Penetration resistance: in the event of explosion accidents may be accompanied by the splash, through the door body plate, steel blast resistant door blast side panel
- 3、Sealing performance: due to the explosion and explosion will produce harmful toxic gas, steel blast resistant doors and antiknock window (section) with a seal.
- 4、Closed isolation function: due to the unpredictability of the time of the explosion, as the staff in and out of the blast resistant doors should be with automatic closing function.
- 5、Escape function: when the explosion occurred, due to the need for people to escape, steel blast resistant doors should be equipped with emergency escape device.

Applicable to nuclear power, thermal power, hydropower, oil, chemical, military and other places where the explosion may be the safety of the need to set up the safety requirements of the explosion hazard.



抗爆窗 Antiknock window

特种产品系列

产品特点

1、窗框用特定工艺制成，选用抗爆玻璃，并具有特殊的缓冲装置；

2、适用于入射压力 100kpa 以下，窗的宽度不大于 80cm，高度不超过 120cm 的场合；

适用范围

适用于核电、火电、石油、化工、军工及其它有爆炸可能的场所，是为阻隔爆炸源危害的安全需要设置的窗。

Product introduction

1、The window frame made of a specific process, selection of antiknock glass, and has a special buffer device;

2、For the incident pressure 100KPA, the width of the window is not greater than 80cm, and the height is not more than 120cm;

Applicable scope

Applicable to nuclear power, thermal power, oil, chemical, military and other places where the explosion may be the safety of the need to set up the safety requirements of the explosion hazard.



产品特点

1、产品是整个幕墙的一部分产品与整体幕墙必须融为一体，风格一致、形状相同、尺寸相同，保证建筑的整体美观。

2、产品具有泄爆功能。

适用范围

适用于IT产业，电子，石油，化工行业的生产车间及堆放易爆危险品的仓库。

Product introduction

1、The product is a part of the whole curtain wall products and the whole curtain wall must be integrated, consistent style, the same shape, the same size, to ensure the overall appearance of the building.

2、The product has a discharge function.

Applicable scope

Applicable to the IT industry, electronics, petroleum, chemical industry, production workshop and warehouse storage of explosive dangerous goods.



抗龙卷风防护门

Anti tornado protection door

特种产品系列

产品特点

防龙卷风载荷作用及防龙卷风载荷产生的轻、重飞射物的打击以确保室内设备的安全。

Product introduction

The impact of a tornado and a light weight, a heavy blow to prevent the load from the tornado, to ensure the safety of the indoor equipment.



防射线屏蔽门

Ray shielding door

产品特点

在事故状态下或检修期间对射线进行屏蔽，确保人员生命安全。
产品具有防辐射、保温、保湿、隔音、抗飞射物的功能。

Product introduction

To shield the rays during the accident, to ensure the safety of personnel.
Products with anti radiation, heat preservation, moisture, sound insulation, anti – flying object function.



产品特点

具有很好的密闭功能和坚固的结构设计，因隧道内列车通过时会造强大气流，此产品能非常有效的隔离气流，并杜绝长期气流冲撞给门带来的损害，保证门的使用产品。

当列车在一侧区间隧道内发生火灾等灾害、事故时，人员可通过附近的联络通道疏散至相邻的非事故隧道内，再步行或乘坐救援列车疏散到安全地带；

通行尺寸

根据《地铁车辆通用技术条件》规定，在没设侧向疏散通道的线路上运行的“列车两端应设紧急疏散门”，“两节车辆之间应设置贯通道”。端门宽度一般采用 0.6 米左右鱼贯而下，或由侧门出，沿列车与隧道侧壁疏散，故联络通道的门宽宜至少按每方向通行一股人流（门宽不小于车辆端门宽度）。



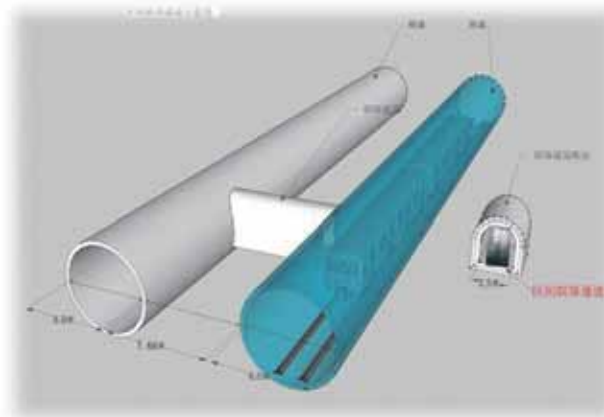
Product introduction

Product has a very good airtight function and robust structure design, because the train through the tunnel will cause a strong air flow, this product can be very effective to isolate the air flow, and to prevent the long-term flow of the impact of the door to the damage, to ensure the use of products.

When the train in the side of the tunnel in the occurrence of fire and other disasters, accidents, personnel can be in the vicinity of the contact passage to the adjacent non accident tunnel, and then walk or take the rescue train to evacuate to safe areas;

Passage size

According to the "general technical conditions for the subway vehicles", "the train ends should be located at the ends of the train without the lateral evacuation routes", "two vehicles should be set through the cross passage". End width generally use 0.6 meters filed down, or from the side, along the side wall of the train and tunnel evacuation, so contact to gate the channel width should be at least according to the direction of each pass a stream (gate width not less than vehicle Duanmen width).



气密门

Air tight door

特种产品系列

产品特点

1、防止被隔断空间和外界空气的直接对流，在被隔断的空间形成一定的负压，以减少被隔断空间对外的污染。

2、保证通道不受热汽浪的影响。

产品形式

- 1、半气密门（单开，双开）；
- 2、防火半气密门（单开，双开）；
- 3、气密门（单开、双开）
- 4、防火气密门（单开、双开）；
- 5、带手轮气密门（单开）；
- 6、保温气密门



Product introduction

1、To prevent the separation of space and the direct convection of the outside air, in the space of being cut off a certain negative pressure, to reduce the pollution of the outside space.

2、The effect of the guarantee of the passage of the channel without heating.

Product form

- 1、A semi hermetic door (single, double);
- 2、Fire semi airtight door (single, double);
- 3、Airtight door (single, double);
- 4、Fire tight door (single, double);
- 5、Airtight door with hand wheel (single open);
- 6、Insulated airtight door



产品特点

产品美观气派、防污耐腐、牢固耐用；具有抗风防护功能；启闭平稳、安全可靠、操作方便。

Product introduction

Product appearance style, anti - corruption, strong and durable, with anti - wind protection function; open and close the smooth, safe and reliable, easy to operate.



平开门

Flat door

特种产品系列

适用范围

产品应用于核电站人员和设备运输出入频繁，又必须有防护安全要求的场合。

产品类型

1、电动平开门：耐磨损，可靠的操作。节省能源，高保安性。超低的手动操作力量与质量，可靠的锁的适配性。校正速度 / 力量和时间容易。电子式开放，机械式关闭。停电时有自动开启和自动关闭两种功能。

2、平开射线防护门：内框选用钢质骨架结构，防护层采用全粘接工艺，铅板表面无任何钉孔永不变形，合页采用隐藏式同心轴开启。具有美观大方，坚固耐用等优点，装饰面可采用不锈钢或冷轧钢板喷塑等多种材质面板。

3、平开式电动钢大门：采用电动推杆式作为门的开启动力，由门框、门扇（双扇）、电机驱动装置等组成。其启闭操作由装在室外的按钮箱及室内的电控箱控制。门的开启、关闭、密封实现了电控化，操作简单，方便实用。超大门还可以根据环境需要，增加其他功能，如气密性要求、防火隔热性要求、抗台风要求、抗冲击功能要求、抗震要求等等。

Applicable scope

Products used in the transport of nuclear power plant personnel and equipment frequently, but also must have a protective safety requirements.

Product type

1、Electric door open door: wear resistant, reliable operation. Save energy, high security. Ultra low manual operation with the quality and reliability of the fit of the lock. Correction speed / power and time easy. Electronic opening, mechanical closed. There are two functions of automatic opening and closing of the power outage.

2、Flat open radiation door: within the frame made of steel skeleton structure, the bonding process was used as protective layer, tinfoil surface without any nail hole never deformation. The hinge is made of hidden concentric shaft is opened. With beautiful appearance, sturdiness and durability advantages, the decorative surface can be made of stainless steel or cold rolled steel plate with various materials such as panel.

3、Flat open electric steel gate: the electric push rod type as to open the door to the power, is composed of a door frame, a door leaf (double fan, a motor and a driving device. The opening and closing operation is controlled by the button box and the interior of the chamber. Door to open, close, sealed to achieve the electronic control, simple operation, convenient and practical. Super door can also be based on the need to add other functions, such as air tightness requirements, fire insulation requirements, anti typhoon requirements, the impact of the functional requirements, seismic requirements, etc..

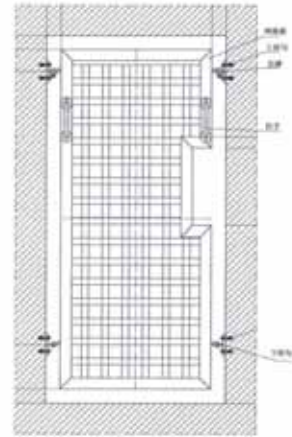


产品特点

产品专为核电站内场合使用设计，外用厚钢板，内用扁铁制成网格，配置专用铰链，极大的保证了门扇的强度。

Product introduction

Products designed for nuclear power plant infield combination design, external thick steel plate, with flat iron into grid, allocate the special hinge, greatly ensures the strength of the door leaf.



设备间防护隔断

Equipment room protection

产品特点

1. 设备洞室防护墙（门）设置在洞室口，向正线（铁轨）开启。
2. 门为常闭状态，检修时用钥匙向外打开。

适用范围

铁路过山隧道的设备间。

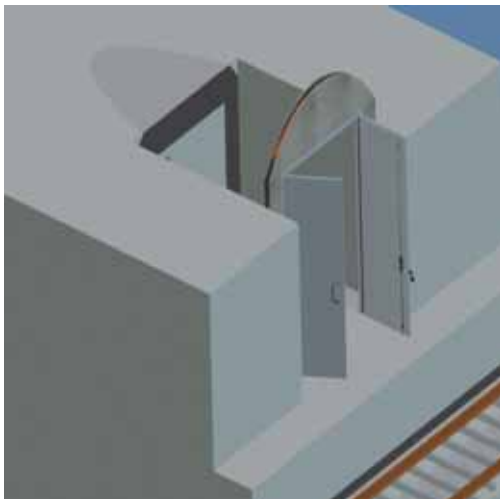
Product introduction

1、Equipment cavern protective wall (door) is arranged in the tunnel mouth, to open the line (Tie Gui).

2、Door is normally closed state, the key to open the door to open.

Applicable scope

Equipment for railway roller coaster.



装卸孔盖板

Loading and unloading hole cover

特种产品系列

产品特点

用来封闭房间吊装设备用的装卸孔的，只是在设备吊装时由电动系统打开，其余时间均为关闭状态。关闭状态下，盖板可作为工作人员的工作平台，并保证房上下两部分设备有灰尘的相互扩散。

产品形式

单开式装卸孔盖板，双开式装卸孔盖板，滑动式装卸孔盖板。

Product introduction

Used to seal the lifting equipment used in the room, but when the equipment is lifted by the electric power system, the rest of the time are closed state. Off the state, the cover can be used as a working platform for staff, and to ensure that the two parts of the upper and lower parts of the equipment are dust.

Product form

Single open hole cover handling, loading and unloading type double hole cover, sliding plate loading.




特种产品

产品特点

- 1、耐火功能：抗爆墙（门）具备耐火完整性 $> 3h$ 。
- 2、抗爆功能：抗爆墙（门）具备抗爆功能，抗击爆炸冲击力 $200KPa$ 。
- 3、密封功能：抗爆门密封性能要求：当门内外压差为 $10Pa$ 时，每米缝隙空气渗透量 ≤ 6.0 立方米/m. h, (GB13686 V级)
- 4、自动闭合功能：抗爆门抗爆门具有自动闭合功能。
- 5、逃生功能：抗爆门具备逃生功能，人体触动逃生锁后推动门，向疏散方向撤离。
- 6、门开启角度： ≥ 90 度。

Product introduction

- 1、Function: Fire Blast wall (door) with fire integrity of 3H.
 - 2、Functions: antiknock antiknock wall (door) with antiknock function, against explosion impact $200KPa$.
 - 3、Sealing function: blast resistant door sealing performance requirements: when the door pressure difference between the inside and outside at $10Pa$, per meter of air gap permeability is equal to or less than 6.0 cubic meters /m.h. (GB13686 V level)
 - 4、Automatic closing function: blast resistant door of blast resistant door with automatic closing function.
 - 5、Escape function: the blast resistant door with escape function, the human body touches the escape lock after the door is pushed, to evacuate evacuation direction.
 - 6、Opening angle ≥ 90 degrees.
- Applicable scope: Railway roller coaster.



自动排、挡烟产品系列

Automatic row、stop smoking products line

屋顶自动排烟系统·····78
Roof automatic smoke extraction system

侧幕墙自动排烟系统（侧幕墙自动排烟窗）·····79
Automatic smoke extraction system for side curtain wall (automatic smoke exhaust window)

百叶自动排烟系统·····80
Automatic smoke extraction system

自动挡烟系统（卷帘式挡烟垂壁）·····81
Automatic smoke system (roller shutter)



自动排、挡烟产品系列

屋顶自动排烟系统

Roof automatic smoke extraction system

产品特点

屋顶自动排烟系统，作为一种专业设计的排烟装置由消防自动排烟及自动报警联动控制装置组成，它包括窗体、执行机构及自动控制开关的装置。

适用范围

适用于火灾时烟雾或热空气自然上浮后，通过安装在建筑物屋顶的自动排烟系统排出建筑物。

Product introduction

Automatic roof exhaust system, as a professional design of smoke exhaust device by automatic fire smoke and automatic alarm linkage control device, which comprises a form, actuator and automatic control device for switching.

Applicable scope

Applies to the fire smoke or hot air after the natural surface, through the installation of the roof of the building's automatic smoke exhaust system.



侧幕墙自动排烟系统 (侧幕墙自动排烟窗)

Automatic smoke extraction system for
side curtain wall
(automatic smoke exhaust window)

自动排、挡烟产品系列

产品特点

侧墙或幕墙自动排烟系统是一种精美的高水准专业排烟系统具备自动控制功能的自动排烟系统，作为一种专业设计的排烟装置由消防自动排烟及自动报警联动控制装置组成，它包括窗体、执行机构、自锁机构及自动控制系统。系统设计完全体现了在确保美观和消防要求、幕墙结构和力学性能要求情况下最经济优化解决方案。

适用范围

适用于火灾时烟雾或热空气自然上浮后，通过安装在建筑物侧墙的自动排烟系统排除出建筑物。

Product introduction

The side wall or curtain wall automatic exhaust system is a beautiful high standard professional exhaust system with automatic control function of the automatic exhaust system, as a professional design of smoke exhaust device by automatic fire smoke and automatic alarm linkage control device. It includes form, an executive mechanism and a self-locking mechanism and automatic control system. System design is fully reflected in the design of the most economical and optimal solution to ensure the beauty and fire requirements, curtain wall structure and mechanical performance requirements.

Applicable scope

The suitable for fire smoke or hot air naturally float, by installing in the side wall of the building automatic exhaust system out of buildings.



自动排、挡烟产品系列

百叶自动排烟系统

Automatic smoke extraction system

产品特点

百叶自动排烟系统依据标准 DGJ08-88-2000《民用建筑防排烟技术规程》、GB50045《高层民用建筑设计防火规范》、GBJ16《建筑设计防火规范》及企业标准内容设计制作的。广泛受到喜爱粗犷明快风格的立面线条形式以及追求功能和经济表现的最优化组合的建筑师和业主的青睐。

百叶式自动排烟系统除了适用于安装在侧墙外，因其特殊的叶片结构设计，还完全胜任于安装在屋顶或屋顶采光任务。

Product introduction

The automatic shutter exhaust system according to the standard DGJ08-88-2000 the civil anti smoke technical rules ", gb50045 the high-rise civil building code for fire protection design of, 1" code for fire protection design of buildings "and enterprise standard content design. Widely loved by the style of the facade and the pursuit of the best combination of features and economic performance of the architects and owners of all.

The shutter type automatic exhaust system in addition to the application to be installed in the side wall, due to the unique design of the blade structure, fully competent to be installed in the roof or roof lighting task.



自动挡烟系统 (卷帘式挡烟垂壁)

Automatic smoke system (roller shutter)

自动排、挡烟产品系列

产品特点

自动挡烟系统(卷帘式挡烟垂壁)依据标准 GA 533-2005《挡烟垂壁行业标准》, DGJ08-88-2000《民用建筑防排烟技术规程》、GB50045《高层民用建筑设计防火规范》、GBJ16《建筑设计防火规范》及企业标准内容设计制作的。

自动挡烟设施是烟雾控制系统的重要组成部分,在火灾整体防排烟中起到挡烟、导烟及储烟的作用,可根据不同的需要扮演不同的角色。

适用范围

适用于公共建筑中的区域分隔。

Product introduction

The automatic smoke system (rolling block smoke hanging wall) according to the standard GA 533-2005 the blocking smoke hanging wall industry standard ", DGJ08-88-2000 the civil anti smoke technical rules", gb50045 the high-rise civil building code for fire protection design of, 1 "code for fire protection design of buildings" and enterprise standard content design.

The automatic smoke is smoke control system is an important component part of, in case the overall fire smoke in retaining smoke, smoke and a smoke storage, according to different need to play different roles.

Applicable scope

Regional separation in public buildings.



金属天花系列



金属天花系统 Metal ceiling system

1. 卡扣系列83
Buckle series
2. 明架系列83
Exposed frame series
3. 卡齿系列84
Latch series
4. 明龙骨系列84
Exposed keel series
5. 勾挂系列85
Hook series
6. 悬浮系列吊顶85
Suspension series ceilings
7. 格片系列86
Eggcrate series
8. 网格系列86
Grid series
9. 复合板系列87
Composite board series
10. 特殊定制天花系统87
Tailor-made ceiling system

金属天花系列

一、卡扣系列

1、产品特点

采用卡扣龙骨，承插式面板安装系统，适用于大面积标准面板的安装；同时每件面板能单独拆卸，并设计有独特的折边尾翼，面板可开启式单侧拆卸，方便吊顶内设备维护操作。

2、面板规格

材质：0.6mm-0.8mm 镀锌钢或 0.7mm 铝合金

规格：300-600mm 宽，300-1800mm 长

A、Buckle series

1、Product introduction

It uses buckled keel and socket panel installation system, which is suitable for installation of large area standard panel; at the same time, each panel can be taken down separately; with unique edgefold tail, the panel can be taken down from a single side, which is convenient for equipment maintenance in the ceiling.

2、Panel sizes

Material: 0.6mm-0.8mm galvanized steel or 0.7mm aluminum

Size: 300-600mm wide, 300-1800mm long

二、明架系列

1、产品特点

采用可见明龙骨作为主要吊装及承载结构，面板直接叠放在龙骨之上，便于安装、线条明朗，特别是使用造型及颜色大胆的可见明龙骨，更加能够体现视觉的冲击与层次感。

2、面板规格

系统面板主要以方形为主，无固定尺寸，一般长、宽不大于 1000mmX1000mm。面板四周均采用龙骨挂接。


B、Exposed frame series

1、Product introduction

It uses exposed keel as main hoisting and carrying structure and the panel is directly stacked on the frame, which is easy for installation with simple lines. Especially that it uses molded and bold colored exposed frame, giving a visual impact and sense of layering.

2、Panel sizes:

The system panels are mainly square shaped, without fixed size, and generally the length and width is no larger than 1000mmX1000mm and periphery of the panel is hooked by keels.



金属天花系列

三、卡齿系列

1、产品特点

采用卡齿龙骨，卡扣式面板安装方法；每件面板均能单独拆卸。适用于设计形式简洁的小空间建筑区域。

2、面板规格

材质：0.6mm 镀锌钢（或选择 0.7mm 铝合金）

规格：标准定型产品为 150/200/300mm 宽，最大长度 6000mm

C、Latch series

1、Product introduction

It uses interlocking keel and buckled panel installation method; each panel can be taken down separately, suitable for small space building area with concise design form.

2、Panel specification

Material: 0.6mm galvanized steel (or 0.7mm aluminum)

Size: Standard approved product is 150/200/300mm wide and the maximum length is 6000mm

四、明龙骨系列

1、产品特点

采用带状明龙骨，其表面处理与视觉效果同面板，可单向或双向组合。

2、面板规格

材质：0.6-0.8mm 镀锌钢

规格：300-600mm 宽，300-2400mm 长

D、Exposed keel series

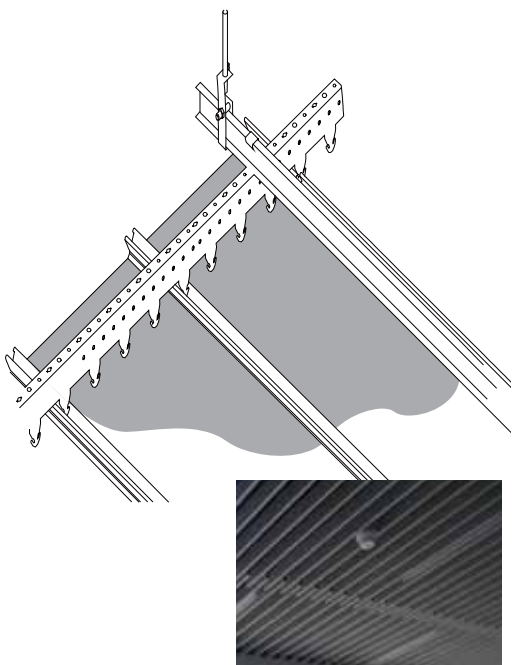
1、Product introduction

It uses belt-shaped exposed keels, the surface treatment and visual effect of which are the same as that of the panels, which can be combined in single direction or two directions.

2、Panel specification

Material: 0.6-0.8mm galvanized steel

Size: 300-600mm wide, 300-2400mm long



金属天花系列

五、勾挂系列

1、产品特点

采用隐蔽 Z 型龙骨，勾叠式面板安装方法；每件面板均能单独拆卸。适用于大规格面板的安装。

2、面板规格

材质：0.6-1.0mm 镀锌钢（或选择 0.7-2.0mm 铝合金）

规格：300-1000mm 宽，300-2500mm 长（不推荐同时选择最大宽度与最大长度的组合，建议单件面板面积不大于 1.5 平方米）

E、Hook series

1、Product introduction

It uses concealed Z-shaped frame and hook folded panel installation method; Each panel can be taken down separately, so it is suitable for installation of large-sized panels.

2、Panel specification

Material: 0.6-1.0mm galvanized steel (or aluminum with a thickness of 0.7-2.0mm)

Size: 300-1000mm wide and 300-2500mm long (it is not recommended to select the combination of maximum width and maximum length simultaneously and the area of a single panel should be no more than 1.5 square meters)

六、悬浮系列吊顶

1、产品特点

采用勾挂系列构造，以隐蔽龙骨安装方式，配合特殊折弯或固定工艺完成面板安装；适用于半开放式面板可选择无折边构造，或弧形等三维造型，达成悬浮的吊顶装饰效果。

2、面板规格

材质：0.6-1.0mm 镀锌钢（或选择 1.2-2.0mm 铝合金）

规格：300-600mm 宽，300-1800mm 长

（不推荐同时选择最大宽度与最大长度的组合，建议单件面板面积不大于 1.2 平方米）

F、Suspension series ceilings

1、Product introduction:

It uses hook series construction and completes the panel installation by concealed keel with special bending and fixing technique. It is suitable for semi-open panel, for which non-edgfold construction or 3D arc modeling can be used to realize a floating ceiling decoration effect.

2、Panel specification

Material: 0.6-1.0mm galvanized steel (or 1.2-2.0mm aluminum) Size: 300-600mm wide, and 300-1800mm long (it is not suggested to use the combination of maximum width and maximum length simultaneously and the area of a single panel should be no more than 1.2 square meters)



金属天花系列

七、格片系列

1、产品特点

采用卡齿龙骨，卡扣式面板安装方法；每件面板均能单独拆卸。

开透式吊顶系统，便于吊顶内设备的检修与吊顶外置设备的安装，适用于人流量大且人流方向相对单一的大面积公共或交通建筑空间。

2、面板规格

材质：0.6-0.8mm 镀锌钢（或选择 0.7-1.0mm 铝合金）

规格：根据设计要求加工格片形式与规格；最大可加工长度为 6000mm 标准 U 形定型产品宽度为 25mm，高度为 50/80/100mm。

G、Eggcrate series

1、Product introduction

It uses latched keel and buckled panel installation method; each panel can be taken down separately; the open-through ceiling system is convenient for overhaul of the equipment in the ceiling and the installation of equipments outside the ceiling. It is suitable for large-area public or traffic architecture space with large people flow of relatively single direction.

2、Panel specification

Material: 0.6-0.8mm galvanized steel (or 0.7-1.0mm aluminum)

Specification: The eggcrate form and size can be manufactured according to the design requirements and the maximum length available is 6000mm, the width of standard U-shaped approved product is 25mm, and the height is 50/80/100mm

八、网格系列

1、产品特点

采用明框或隐框的单元组块安装系统；面板为多规格与形式的拉伸网板；开透式吊顶系统，同时富有造型与平面布局设计，与照明配合设计可营造发光天幕的视觉效果，同样适用于人流不长期滞留的大面积公共建筑。

2、面板规格

材质：0.6-1.5mm 镀锌钢（或选择 1.0-3.0mm 铝合金）

规格：300-1200mm 宽，600-1800mm 长（不推荐同时选择最大宽度与最大长度的组合，建议单件面板面积不大于 1.5 平方米），可选择多种网孔，常用菱形、龟甲形、方形

H、Grid series


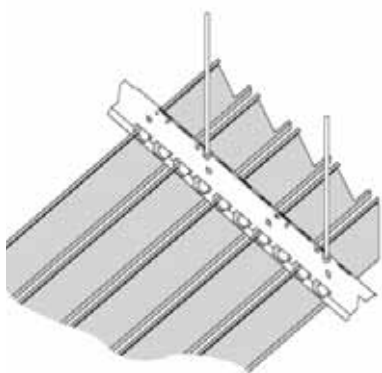
1、Product introduction:

It uses exposed or hidden frame unit block installation system, with stretching grid plates with many sizes and forms as panels, open-through ceiling system; at the same time, it has modeling and layout plans, which can create a visual effect of skylight when being matched with the lighting design, it is also suitable for large-area public buildings with people without long-term stay.

2、Panel specification

Material: 0.6-1.5mm galvanized steel (or 1.0-3.0mm aluminum)

Size: 300-1200mm wide.600-1800mm long (it is not recommended to use the combination of maximum width and maximum length simultaneously and the area of a single panel should be no more than 1.5 square meters), several mesh types can be used, including diamond, tortoise shell and square.



九、复合板系列

1、产品特点

复合型产品系统，主要在面板内部复合了铝制蜂窝芯、铝制瓦伦芯等单向高强材料，用于解决大型面板的跨度问题；同时也使附后的面板整体强度大大提高。

2、面板规格

蜂窝板

面板可根据需求定制尺寸，宽度最大1200mm，长度最大4000m；

面板面层与底板均采用0.6mm镀锌钢，蜂窝芯高度10mm，成品厚度12mm；（如有需求亦可改用铝合金材质）。

瓦楞板

面板可根据需求定制尺寸，宽度最大1200mm，长度最大4000m；面板面层采用0.8mm镀锌钢，瓦楞芯高20mm；（如有需求亦可改用铝合金材质）

I、Composite board series

1、Product introduction

It is a composite product system, which combines unidirectional high-strength materials including aluminum honeycomb core and warren core, which is to meet the span of large panels and at the same time the overall strength of the panel attached can be increased greatly.

2、Panel specification

Honeycomb plate

The panel size can be customized as required, the maximum width is 1200mm and the maximum length is 4000m; the surface course of the panel and the bottom plate adopt 0.6mm galvanized steel, and the height of the honeycomb is 10mm, and the thickness of the finished product is 12mm; (if needed, the aluminum material can also be used).

Corrugated board

The panel size can be customized as required, the maximum width is 1200mm and the maximum length is 4000mm;

The surface course of the panel is 0.8mm galvanized steel, and the height of the corrugating medium is 20mm; (if needed, the aluminum material can also be used).

十、特殊定制天花系统

1、产品特点

所有吊顶系 2、面板规格

(1) 三角板：每一块面板都为直角三角形，面板斜边尺寸最大为2400mm。

(2) 瓦伦板：瓦伦板由凹凸波浪组合而成，面板长度最大为4000mm，根据瓦伦凹凸的尺寸可确定面板的宽度。

(3) 波浪板：每一块面板都为S型，波浪板的尺寸需要根据实际设计要求而确定，一般面板宽度不超过800mm。

(4) 组合单元系统：系统通过特别定制的多块面板组合而成相对独立的单元体。

(5) 叶片板结构：每一片天花面板如叶片、如薄翼。

J、Tailor-made ceiling system

1、Product introduction:

The matching panel frames of all ceiling systems are designed with dedicated fasteners that can be matched with light steel keel; with double-layer keel system installed vertically, convenient for positioning and leveling of panel keel, thus ensuring the installation quality.

2、Panel specification

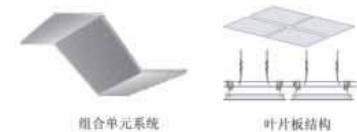
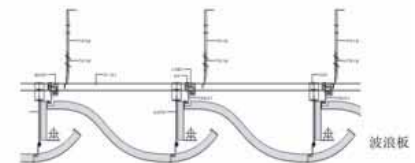
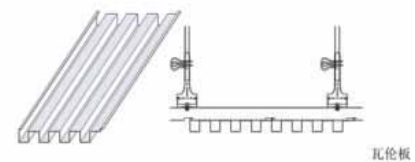
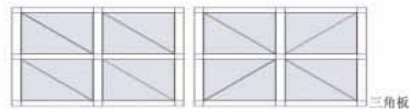
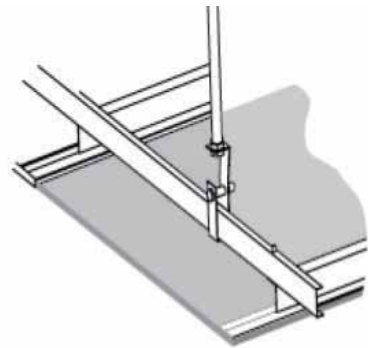
(1) Triangle board: Each panel is a right triangle, and the maximum bevel edge size is 2400mm.

(2) Warren board: The warren board consists of concave-convex waves and the maximum length of the panel is 4000mm. The panel width can be determined according to the concave-convex magnitude of the warren board.

(3) S-shaped board: Each panel is in S-shape, and the size of the board should be determined according to actual design requirements and generally the panel width is no more than 800mm.

(4) Assembly unit system: The system uses custom-made panels to make a relatively independent unit.

(5) Leaf plate structure: Each ceiling panel is just like a leaf or a thin wing.





(十) 墙面系统 Wall surface system

- 1. 双层实心墙面系列89
Double layer solid wall series
 - (1) 金属板墙面89
Metal plate wall
 - (2) 实木饰面墙面90
Solid wood finishing wall
 - (3) 硅酸钙板墙面90
Calcium silicate plate wall
 - (4) 密度板墙面91
MDF board wall
- 2. 双层玻璃墙面系列91
Double layer glass wall series
 - (1) 明框玻璃墙面92
Exposed frame glass wall
 - (2) 隐框玻璃墙面92
Hidden frame glass wall
- 3. 墙面板组合应用93
Composite application of wall panel
- 4. 隔墙系统93
Partition wall system
- 5. 门系统组合应用94
Composite application of door system
- 6. 单层玻璃隔墙系统94
Single layer glass partition system
- 7. 金属装饰墙板95
Wall board with metal decoration
- 8. 实心墙面96
Solid wall
- 9. 玻璃墙面96
Glass wall

金属天花系列

一、双层实心墙面系列

产品特点

隔墙系统由两层单元墙面板，勾挂安装于系统龙骨两侧组合而成，面板之间填充矿棉加强隔音与耐火性能，墙面板可采用多种材质及表面处理方式，并混合安装

系统龙骨：1.5mm 镀锌钢，采用冷轧成型加工工艺保证平直度与强度，数控冲压加工勾挂安装限位孔精度

最大安装高度：6000mm，

连接缝隙：单元面板间横向与竖向连接缝为 5-10mm

墙体厚度：90mm/100mm

隔音性能：最大隔音系数达 52 dB Rw,P

耐火性能：根据墙面板材质，可达到 A2 或 B1 级防火标准

全钢系统构造保证极高的系统耐火性能

A、Double layer solid wall series

Product introduction

The partition wall system is hooked at two sides of the system keel through two layers of unit wall panels, and mineral wool is filled between panels to intensify the soundproof and fire resistance performance; the wall panels can adopt many materials and surface treatment methods, and can be installed on a mixed basis.

The system keel is 1.5mm galvanized steel, which adopts cold moulding process to ensure the straightness and strength, and the CNC stamping hooked installation ensures the accuracy of limiting hole.

Maximum installation height is 6000mm,

Junction gap: The horizontal and vertical junction gap between unit panels is 5-10mm

Wall thickness 90mm/100mm

Soundproof performance: The maximum soundproof coefficient is up to 52 dB Rw, P

Fire resistance performance: Class A2 or B1 fire protection standard according to material of the wall panel

Full-steel system construction ensures a very high fire resistance performance of the system



(1) 金属板墙面

1、产品特点

墙面系统面板部分采用镀锌钢板制作，在内部通过高温热压复合高强石膏板。这样整体具有非常卓越的平整度及抗冲击性能。

2、规格尺寸

面板尺寸可根据实际空间的需要定制，最大宽度 400mm，最大高度 1200mm，整体厚度 13mm。

竖向安装：最大宽度 1250mm/ 高度 4000mm

横向安装：最大宽度 2400mm/ 高度 1000mm

(1) Metal plate wall

1、Product introduction:

The panel of the wall surface system adopts galvanized steel plate, combining high strength gypsum board through internal hot forming, thus rendering very excellent flatness and impact resistance performance.

2、Size

The panel size can be customized according to the actual space demand, the maximum width is 400mm, the maximum height is 1200mm and the overall thickness is 13mm.

Vertical installation: Maximum width 1250mm/height 4000mm

Horizontal installation: The maximum width 2400mm/height 1000mm



金属天花系列

(2) 实木饰面墙面

1、产品特点

单元墙面板以金属墙面板为面板底层表面为实木贴面，采用油漆涂层。

2、规格尺寸

竖向安装：最大宽度 1250mm/ 高度 4000mm

横向安装：最大宽度 2400mm/ 高度 1000mm

单元面板厚度为 15mm



(2) Solid wood finishing wall

1、Product introduction

The unit wall panel takes metal wall panel as the bottom layer of the panel, with solid wood finish on the surface and paint coating.

2、Size

Vertical installation

The maximum width 150mm/height 4000mm; horizontal installation: the maximum width 2400mm/height 1000mm; the thickness of unit panel is 15mm

(3) 硅酸钙板墙面

1、产品特点

采用硅酸钙板为墙面板，表面亦可选择涂料、墙纸等特别饰面。

2、规格尺寸

单元面板厚度为 15mm

最大面板规格为：1200mm*2400mm

(3) Calcium silicate plate wall

1、Product introduction:

It uses calcium silicate board as the wall panel, and the surface can be decorated with special finish such as paint and wallpaper.

2、Size: the unit panel thickness is 15mm, and the maximum panel size is 1200mm*2400mm



(4) 密度板墙面

1、产品特点

采用高密度板为墙面板，表面采用三聚氰胺贴面。

2、规格尺寸

单元面板厚度为 19mm

最大面板规格：1200mm*2400mm

(4) MDF board wall

1、Product introduction

It uses high density MDF as the wall panel with veneering of melamine glue on the surface.

2、Size

The unit panel thickness is 19mm, and the maximum panel size is 1200mm*2400mm



二、双层玻璃墙面系列

1、产品特点

隔墙系统由两层单元玻璃墙面板，勾挂安装于系统龙骨两侧组合而成，玻璃墙面板单元由镀锌钢型材框架和整件玻璃组成，可选择外露钢框和隐框两种系列面板 可选用防爆、防火玻璃等特种玻璃及多种玻璃表面处理工艺。

系统龙骨

1.5mm 镀锌钢，采用冷轧成型加工工艺保证平直度与强度，数控冲压加工勾挂安装限位孔精度

最大安装高度：6000mm，

连接缝隙：单元面板间横向与竖向连接缝为 5-10mm

墙体厚度：90mm/100mm

隔音性能：最大隔音系数达 47 dB Rw,P

耐火性能：玻璃面板选用 A 级防火标准材料，全钢系统构造保证极高的系统耐火性能

B、Double layer glass wall series

1、Product introduction:

The partition wall system is made by hooking the two layers of unit glass wall panels at two sides of the system keel, and the glass wall panel unit consists of galvanized steel sectional bar frame and whole-piece glass; exposed steel frame and hidden frame can be selected; the panel can be with blast and fire resistant glass and special type glasses and many other glass surface treatment technology.

System keel:

The system keel is 1.5mm galvanized steel, which adopts cold moulding process to ensure the straightness and strength, and the CNC stamping hooked installation ensures the accuracy of limiting hole.

Maximum installation height is 6000mm,

Junction gap: The horizontal and vertical junction gap between unit panels is 5-10mm

Wall thickness 90mm/100mm

Noise performance: maximum noise factor of 47 dB Rw, P

Fire resistance: Class A fire glass panel chosen standard materials, steel construction systems to ensure high fire resistance system



金属天花系列

(1) 明框玻璃墙面

1、产品特点:

单元玻璃墙面板采用镀锌钢安装框，玻璃夹置于框架卡槽内，安装框表面采用聚酯或氟碳静电粉末喷涂。

2、规格尺寸:

玻璃面板：6-8mm 钢化玻璃或防火玻璃，表面可做喷涂、印刷或磨砂处理，安装框立面可视宽度为30mm，采用45° 对角拼接；

竖向安装：最大宽度 1250mm/ 高度 3500mm

横向安装：最大宽度 2100mm/ 高度 1000mm

(不推荐同时选择最大宽度、最大高度的组合)

(1) Exposed frame glass wall

1、Product introduction:

The unit glass wall panel adopts galvanized steel installation frame, with glass inserted in the frame holder and the surface of the installation frame is painted by polyester or fluorocarbon electrostatic powder.

2、Size

The glass panel is 6-8mm toughened glass or fire resistant glass, with coating, printing or dull polish on the surface, the visible width of the installation frame is 30mm, with 45° opposite angle splicing.

Vertical installation

Maximum width 1250mm/height 3,500mm

Horizontal installation:

Maximum width 2100mm/height 1000mm (it is not recommended to choose the combination of maximum width and maximum height)



(2) 隐框玻璃墙面

1、产品特点

单元玻璃墙面板采用镀锌钢安装框，玻璃采用幕墙硅胶固定于框架外侧，安装框表面采用聚酯或氟碳静电粉末喷涂涂层；具有良好的通透视觉。

2、规格尺寸

玻璃面板：6-8mm 钢化玻璃或防火玻璃，表面可做喷涂贴膜及印刷处理

竖向安装：最大宽度 1200mm/ 高度 3000mm

横向安装：最大宽度 1800mm/ 高度 1000mm

(不推荐同时选择最大宽度、最大高度的组合)

最大面板规格为：1200mm*2400mm

(2) Hidden frame glass wall

1、Product introduction:

The unit glass wall panel adopts galvanized steel installation frame, and the glass is fixed outside of the frame by using silica gel, and the surface of the installation frame is painted by polyester or fluorocarbon electrostatic powder.

With good transparent effect.

2、Size

Glass panel: 6-8mm toughened glass or fire resistant glass, with spraying film and printing treatment on the surface.

Vertical installation:

Maximum width 1200mm/height 3000mm

Horizontal installation:

Maximum width 1800mm/height 1000mm (it is not recommended to choose the combination of maximum width and maximum height)



三、墙面板组合应用

产品特点

钢质隔墙系统组件，一个系统、多种组合，可实现：横向纵向模块的组合，玻璃与实体的组合；同一面墙的内外两侧采用不同的饰面与同系统或其他系统墙体的角度连接。

C、Composite application of wall panel

Product introduction:

Steel partition wall system module, one system with several combinations, which can realize the combination of horizontal and vertical modules and the combination of glass and the body; and inside and outside of the same wall is connected at an angle with the wall of the same system or other systems through different finishes.



四、隔墙系统

1、产品特点

轻质非承重实心隔墙系统可满足不同建筑形式和工程要求。

作为满足维护结构强度要求的隔墙系统，采用高强度镀锌钢竖向系统龙骨，所有材质与规格的面板应用挂钩形式安装于系统龙骨，单元面板以横向与纵向多样性组合安装不同材质的单元面板自由组合，单元面板均可拆卸，隐蔽式的地板/吊顶与墙连接，可调整施工误差设计。

D、Partition wall system

1、Product introduction:

The light weight non-load bearing solid partition wall system can meet the requirements of different buildings forms and engineering.

As a partition wall system meeting the requirements of maintaining the structural strength, it adopts high strength galvanized vertical system keel, and the panels of all materials and specifications are installed to the system keel by hook, and the unit panels of different materials are freely combined and can be installed horizontally and vertically, the unit panels can be taken down and the hidden floor/ceiling is connected to the wall, by which the construction error can be adjusted.



金属天花系列

五、门系统组合应用

产品特点

系统多辅助配件的配套设计，实现与各种门、锁及玻璃间百页的组合，也满足管线、开关盒、插座等部件与墙体的组合。

E、Composite application of door system

Product introduction

The design of the system with multi-auxiliary accessories realizes the combination with various doors, docks and glass room blinds, which also meets the combination of pipelines, switch boxes and sockets with the wall.



六、单层玻璃隔墙系统

1、产品特点

单层玻璃隔墙系统由上下两侧金属固定框，夹装单层玻璃安装，玻璃左右间连接采用透明胶连接，隔墙于其他材料墙面连接时可直接使用硅胶连接或采用固定矿加固连接，并调整施工误差；

可选用防爆、防火玻璃等特种玻璃及多种玻璃表面处理工艺；

隔音性能：最大隔音系数达 27 dB Rw,P；

耐火性能：玻璃面板选用 A 级防火标准材料；

2、规格尺寸：

固定框规格：宽度 40mm，可视高度 50mm

最大安装高度：3000mm

单件玻璃规格：视安装高度选用 8-12mm 厚玻璃，宽度可根据玻璃加工规格及人工 安装、搬运重量选择

F、Single layer glass partition system

1、Product introduction:

The single-layer glass partition wall system is installed with upper and lower two-sided metal fixing frame and inserted with single-layer glass; the connection of glasses is by scotch tape and the connection of the partition wall and walls of other materials can use silica gel or by fixed frame and the construction error can be adjusted; special-type glasses such as blast and fire resistant glasses and glasses with other surface treatment process can be used.

Soundproof performance:

The maximum soundproof coefficient is up to 27 dB Rw, P;

Fire resistance performance:

The glass panel adopts the material with Class A fire resistance standard;

2、Size

Fixed frame size: The width is 40mm, and visible height is 50mm

Maximum installation height is 3000mm

Size of a single glass: The 8-12mm glass can be used according to the installation height, and the width can be determined according to the glass manufacturing specification and the weight of artificial installation and transportation.



金属天花系列

七、金属装饰墙板

1、产品特点

单层金属装饰墙板延续隔墙系统安装理念，将U形系统龙将利用角码固定于结构墙体上，各种材质的面板采用勾挂方式实现多方向组合安装。

系统具备完备的装配及安装方式，兼顾了墙面的转角及包柱。同时对地脚线的处理具备多种成熟方案可供选择，其主体及辅助构件均在加工厂进行加工，现场完成组装，冲击传统装修模式。

2、材料选择

墙板可选择金属、玻璃、硅钙板、密度板等多种材质及表面处理；

墙板也可选择冲孔镀锌钢板，加附吸音材料，并设计100mm以上空腔间距，达到吸音功能，应用于有声学要求的会议室、演艺厅等特殊建筑空间。

3、规格尺寸

系统龙骨：1.5mm镀锌钢，采用冷轧成型加工工艺保证平直度与强度数控冲压加工勾挂安装限位孔精度；

标准件长度：6000mm，可根据结构墙高度连接安装；

连接缝隙：单元面板间横向与竖向连接缝为5-10mm；

墙体厚度：结构墙至装饰墙板完成面的最小间距为60mm；

G、Wall board with metal decoration

1、Product introduction

Single-layer metal decoration wall board uses the installation concept of partition wall system to fix the U-shaped system keel onto the structural wall by corner brackets, and panels of various materials are installation in combination by hook; the system has complete assembly and installation methods, taking into consideration of the corner and column of the wall. For the skirting treatment there are several mature options. The main body and auxiliary components are all manufactured in factory and assembled on site, abandoning the traditional decoration mode.

2、Selection of materials

The wall board can be of materials like metal, glass, calcium silicate board and MDF and with surface treatment; the wall board can be galvanized steel plate with sound-absorbing material, and designed with cavity spacing of more than 100mm, thus achieving the sound absorption function, which can be applied for special building spaces with acoustic requirements, including conference hall and auditorium.

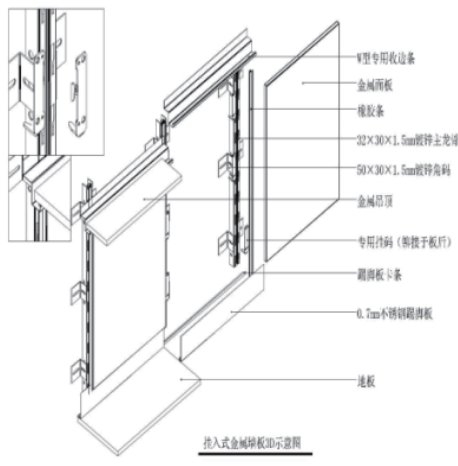
3、Size

System keel: The system keel is 1.5mm galvanized steel, which adopts cold moulding process to ensure the straightness and strength, and the CNC stamping hooked installation ensures the accuracy of limiting hole;

The standard length is 6000mm, which can be installed by connection according to the height of the structural wall;

Junction gap: The horizontal and vertical junction gap between unit panels is 5-10mm;

Wall thickness: the minimum spacing between the structural wall to the decoration wall panel completion surface is 60mm;



金属天花系列

八、实心墙面

产品特点

可选用金属板、实木饰面板、硅酸钙板及密度板作为装饰墙面板，勾挂安装于U型系统龙骨；亦可完成各种面板规格或安装方向的组合；

实心墙面可加工规格同隔断产品。

H、Solid wall

Product introduction

The decoration wall panel can be metal board, solid wood board, calcium silicate board and MDF, which is hooked to the U-shaped system keel, and various panel sizes or installation directions can be realized;

The specification that can be manufactured for the solid wall is same as the partition product.



九、玻璃墙面

1、产品特点

可选用与隔墙系统相同的有框或隐框单元玻璃墙面板，勾挂安装于U形系统龙骨；亦可在玻璃墙板内置照明，设计发光墙面或广告栏。

2、规格尺寸

玻璃面板6-8mm钢化玻璃或防火玻璃，表面可做喷涂、印刷或磨砂处理，面板加工规格同隔墙产品。

H、Glass wall

1、Product introduction

Unit glass wall panels with exposed or hidden frame that is the same as the partition wall system can be used, which can be hooked to the U-shaped system keel, and there may be illumination device in the glass wall board to give a light wall or billboard.

2、Size

The glass panel is 6-8mm toughened glass or fire resistant glass, with coating, printing or dull polish on the surface; and the panel's processing specification is the same as the partition wall product.





防火材料系列 Fireproof material series

1. 防火涂料

Fireproof coating

(1) FTC-2 室内超薄型钢结构防火涂料 (NCB)……98
FTC-2 Indoor ultra-thin steel structure
fireproof coating (NCB)

(2) FTH-1 室内厚型钢结构防火涂料 (NH)……98
FTH-1 Indoor thick steel structure
fireproof coating (NH)

(3) FTWH-1 室外厚型钢结构防火涂料 (WH) ……99
FTWH-1 Outdoor thick steel structure
fireproof coating (WH)

(4) FHD-1 防火堤专用隔热防火涂料……99
FHD-1 fire dike specific thermal insulation
fireproof coating

2. 防火堵料

Fire blocking material

(1) DR-A2-FDR-1 柔性有机防火堵料……100
DR-A2-FDR-1 Flexible organic fire
blocking material

(2) DW-A2-FDS-1 无机防火堵料……100
DW-A2-FDS-1 Inorganic fire blocking material

(3) DP-A2-FDP-1 阻火包……101
DP-A2-FDP-1 Fire retardant bag

(4) FDG-2 型硅酮泡沫防火堵料……101
FDG-2 silicone foam fire blocking material

3.FFB 防火玻璃……102
FFB fire resistant glass

4.FPJ 防火膨胀密封件……102
FPJ Fire resistant expansion seals

防火材料

一、防火涂料

(1) FTC-2 室内超薄型钢结构防火涂料 (NCB)

1、适用范围

产品一般适用于高层建筑、化工、厂房、电厂、船舶、地铁等钢结构工程。

2、产品特点

产品是一种溶剂型膨胀防火涂料；涂层薄、装饰性好，附着力高之优点；具有防腐装饰、有效保护钢结构的作用。

(1) FTC-2 Indoor ultra-thin steel structure fireproof coating (NCB)

1、Applicable scope

The product is generally applicable to steel structures in high-rises, chemical plants, factories, power plants, ship yards and metro stations.

2、Product introduction

The product is a solvent type expansion fireproof coating, with thin coating and good decoration effect and adhesion, which has the function of anti-corrosion decoration and effective protection of steel structure.



(2) FTH-1 室内厚型钢结构防火涂料 (NH)

1、适用范围

产品适用于高层建筑、化工、厂房、电厂、船舶、地铁等钢结构工程。

2、产品特点

产品以无机轻质隔热材料、特种纤维、助剂等加工而成，不含任何有害成分，具有良好的隔热性能，对钢结构起屏障和阻止热辐射作用，达到保护钢结构的目。

(2) FTH-1 Indoor thick steel structure fireproof coating (NH)

1、Applicable scope

The product is generally applicable to steel structures in high-rises, chemical plants, factories, power plants, ship yards and metro stations.

2、Product introduction

The product is made from inorganic light thermal insulation material, special type fiber and assistants, without any harmful components, with good thermal insulation properties, which can block and keep from thermal radiation for steel structure, thus protecting the steel structure.



(3) FTWH-1 室外厚型钢结构防火涂料 (WH)

1、适用范围

产品适用于石油、化工、电子等行业的厂房建筑的外部钢结构上。

2、产品特点

产品沾结强度高，耐暴热、耐潮湿、耐酸碱、耐冻融等耐候性能显著，并具有优异的耐火性能。特别适用于露天钢结构的防火保护。

(3) FTWH-1 Outdoor thick steel structure fireproof coating (WH)

1、Applicable scope

The product is applicable to exterior steel structure of plant buildings in industries like petroleum, chemical and electronics, etc.

2、Product introduction

The bonding strength is good, with prominent weather proof performance like heat, moisture, pH and freeze thawing resistance, with good fire resistance performance, which is particularly suitable for fire protection of open-air steel structure.



(4) FHD-1 防火堤专用隔热防火涂料

1、适用范围

产品适用于石油、化工储罐区防火堤。

2、产品特点

产品是由无机粘结剂、轻质隔热材料和阻燃填料加工而成。受火时在混凝土、砖石表面形成隔热层，防止钢筋混凝土、毛石在火灾中迅速升温而降低强度，从而达到防止垮塌的目的。

(4) FHD-1 fire dike specific thermal insulation fireproof coating

1、Applicable scope

The product is applicable to fire dikes at petroleum, chemical storage tank areas.

2、Product introduction

The product is made from inorganic bonder and inflaming retarding packing. When there is a fire, a thermal insulation layer will be formed at the surface of concrete or brick, preventing the rapid temperature rise of reinforced concrete and rubble and the resulting strength decrease, thus collapse can be avoided.



防火材料

二、防火堵料

Fire blocking material

(1) DR-A2-FDR-1 柔性有机防火堵料

1、适用范围

电缆贯穿孔洞、电缆管道及其他小型孔隙的封堵，是工矿企业、高层建筑、造船、发电站、冶金、石化、邮电等系统理想的防火封堵材料。

2、产品特点

产品具有良好的柔韧性和耐火、耐油、耐水、耐腐蚀等特性；施工、维修方便，且在增减电缆时易于更换。

(1) DR-A2-FDR-1 Flexible organic fire blocking material

1、Applicable scope

It is used in cable penetration holes, cable ducts and other small gaps, which is an ideal fire blocking material for industrial and mining enterprises, high-rises, ship yards, power stations, smelters, petrochemical enterprises and post and telecommunication enterprises.

2、Product introduction

The product has good flexibility and resistance to fire, oil, water and corrosion, easy for construction and repair and convenient for replacement at the time of adding or deleting cables.



(2) DW-A2-FDS-1 无机防火堵料

1、适用范围

电力、石化、冶金、建筑、地铁等工程的管道、电缆贯穿孔洞封堵的理想材料。

2、产品特点

产品为粉状不燃材料，由耐高温无机材料混合而成；尤其是较大的孔洞、楼层间孔洞的封堵效果较好；该产品无毒、无气味，有极好的防水、耐油性能、施工简便；耐火时间可达3小时以上。

(2) DW-A2-FDS-1 Inorganic fire blocking material

1. Applicable scope

It is an ideal material for filling in the ducts and cabled penetration holes in power, petrochemical, metallurgy, building and metro projects.

2. Product introduction

The product is a non-ignitable power, which is mixed by high temperature resistant inorganic materials; it is especially good in filling relatively larger holes and holes between floors; the product is non-toxic and odor free, with very good water and oil protection performance, easy for construction, and the fire resistance time can be up to 3h above.



(3) DP-A2-FDP-1 阻火包

1、适用范围

电力、冶金、石化等工矿企业、高层建筑以及地下工程等电缆贯穿孔洞作防火封堵，特别适用于需经常更换或增加电缆的场合封堵或施工工程作暂时性的防火措施。

2、产品特点

用玻璃纤维布料制成包装袋；内填充耐火、隔热材料和无机膨胀材料，在高温下膨胀有隔热、隔烟的作用；耐火极限可达3小时以上。

主要规格：320×320×40（mm） 320×180×35（mm） 240×160×30（mm）

(3) DP-A2-FDP-I Fire retardant bag

1、Applicable scope

It is used for fire blocking at cable penetration holes in power, metallurgy, petrochemical and industrial and mining enterprises, high-rises and underground projects, especially suitable for places needing frequent replacement or addition of cables or as temporary fire resistance measures in construction works.

2、Product introduction

A packing bag is made of glass fiber cloth, filled with fire resistant and thermal insulation materials and inorganic expansion materials, with the effect of heat and smoke protection under when it is expanded under high temperature and the fire resistance limit can be as high as 3h above.

Main sizes

320X320X40 (mm)

320X180X35 (mm)

240X160X30 (mm)



(4) FDG-2 型硅酮泡沫防火堵料

1、适用范围

核电站、船舰等对封堵有弹性补偿要求，并能满足一定气密性、水密性及防火性能等功能要求的机械管道、电缆、通风管道的封堵场合。

2、产品特点

使封堵达到耐火、耐辐照、生物屏蔽、气密、水密、机械位移等特殊功能要求；无毒无害、对环境及生命不造成污染和伤害、对金属和非金属材料无任何腐蚀作用；有优异的吸收机械震动和补偿机构位移等性能。



(4) FDG-2 Silicone foam fire blocking material

1、Applicable scope

It is used in mechanical pipelines, cable ducts and ventilation ducts with flexible compensation requirements for filling and that certain airtight, water tight and fire resistance functions can be met, including nuclear power stations and ships.

2、Product introduction

The filling can realize special functional requirements including fire resistance, irradiation, biological shielding, airtight, water tight and mechanical displacement; the product is innocuous and without pollution and damage to the environment and life, with no corrosion to metal and non-metal materials; with good performance of absorbing mechanical shock and compensating displacement.

防火材料

三、FFB 防火玻璃

1、适用范围

产品适用于机场、宾馆、影剧院、医院、展览馆、车站等公共建筑，以及其它有防火分区要求的工业和民用建筑，是防火门、防火玻璃门、防火玻璃隔墙最理想的材料。

2、产品特点

产品指由两玻璃复合而成，产品为对称结构，将防火胶粘体注入玻璃空仓内，经过缩聚、优化复合而成，并满足相应耐火登记要求的特种玻璃。在受到火焰高温烧烤时，防火胶粘体逐渐发泡、膨胀、直至碳化，形成了导热系数非常小，有着良好隔热性能的保护层，阻止火焰扩散到背火区，减弱火焰对背火侧的热辐射，从而保护背火面玻璃及物品的完整性，起到完全防火作用。



C、FFB fire resistant glass

1、Applicable scope

The product is applicable to public buildings like airport, hotel, theater, hospital, exhibition hall and station, and other industrial and civil buildings with requirement for fire compartment, which is the most ideal material for fire resistant door, fire resistant glass door and fire resistant glass partition wall.

2、Product introduction

The product is a special type glass combined by two pieces of glasses, which is symmetrical in structure, with filling of fire resistant adhesive into the glass cavity and constructed by polycondensation and optimization, meeting the corresponding fire resistant rating. When it is subject to high temperature the fire resistant adhesives bubble and expand gradually until they are carbonized, forming a protection layer with very small coefficient of heat conductivity and good thermal insulation performance, preventing the flame from spreading to the unexposed area, weakening the heat radiation of flame to the area. Thus, the completeness of the unexposed glass and articles can be protected perfectly.

四、FPJ 防火膨胀密封件

1、适用范围

适用于防火门、防火窗、防火灯具、防火玻璃、防排烟风管、风机等产品的活动接缝部位。

2、产品特点

产品能防止发生火灾时烟气和火焰的蔓延，能有效提高防火构件的整体耐火性能，自带不干胶，使用方便。

主要规格：1050*20*2(mm) 1050*15*2(mm)
1050*12*2(mm) 1050*10*2(mm)



D、FPJ Fire resistant expansion seals

1、Scope of application

It is applicable to the movable joints of fire resistant door, fire resistant window, fire resistant lamp, fire resistant glass, smoke protection and venting air hose and air blower, etc.

2、Product introduction:

The product is able to prevent the spreading of smoke and flame in a fire, which can effectively increase the overall fire resistance performance of the fire resistant member. It has adhesive sticker, easy for use.

Main specification

1050*20*2 (mm)
1050*15*2 (mm)
1050*12*2 (mm)
1050*10*2 (mm)

医疗行业 Hospital



案例展示

住宅行业 Residential



武汉泛海国际居住区
Wuhan Asia Standard International residential area




吴江同里湖大酒店
Tongli Lakeview Hotel



无锡金太湖二期
Wuxi Jintaihu Apartment



天禧花园
Sky Garden



上海世博名居
Shanghai World Expo Mingju



上海香梅花园
Shanghai Xiangmei Garden



上海万科蓝山别墅
Shanghai Vanke Blue Mountain Lodge



上海天居玲珑湾
Shanghai Tianju Linglong Bay



上海世茂滨江花园
Shanghai Shimao Riviera Garden



上海汤臣海景
Shanghai Tomson Seaview




杭州天鸿·君邑
Hangzhou Tianhong Jun Yi



北京光彩国际公寓
Beijing Guangcai International Apartment

地铁行业 Metro






高铁行业 High-speed rail



案例展示

公共建筑 Public Buildings



工业行业 Industry



案例展示


会展行业 Exhibition




南昌会展中心
Nanchang Expo Center



常州体育馆会展中心
Changzhou Stadium Exhibition Center



国家会展中心 (上海)
National Exhibition and Convention Center (Shanghai)




上海新国际博览中心
Shanghai New International Expo Centre




苏州国际博览中心
Suzhou International Expo Center



上海汽车会展中心
Shanghai Automobile Exhibition Center



大连国际会展中心
Dalian International Convention and Exhibition Center



南京国际博览中心
Nanjing International Expo Center

核电行业 Nuclear power



辽宁红沿河核电站
Liaoning Hongyanhe Nuclear Power Plant



广东岭澳核电站
Guangdong Ling Ao Nuclear Power Station



广东大亚湾核电站
Guangdong Daya Bay Nuclear Power Station



中国先进研究堆
(CARR)



中国实验快堆工程
(CEFR)



江苏田湾核电站
Jiangsu Tianwan Nuclear Power Plant



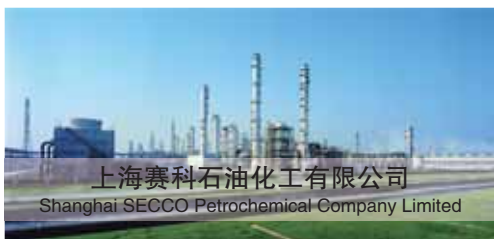
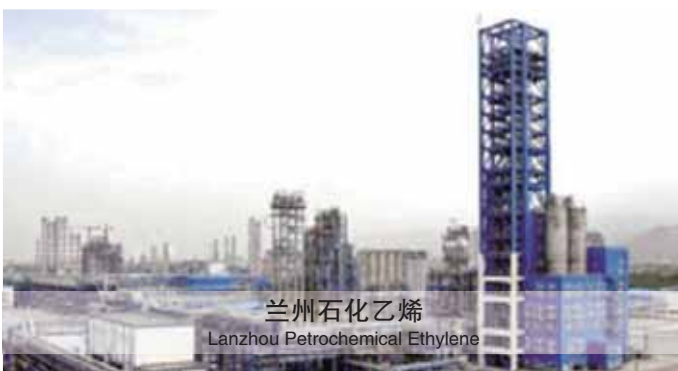
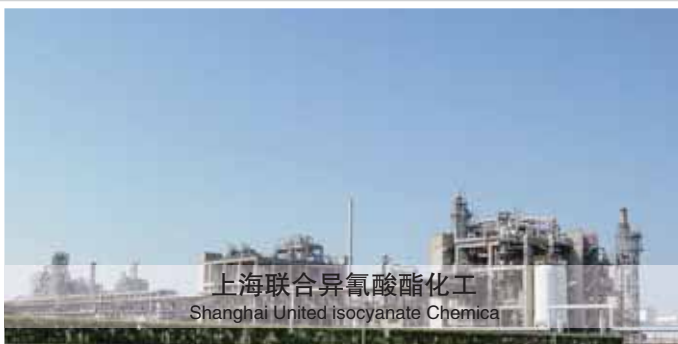
福建宁德核电站
Fujian Ningde Nuclear Power Plant



浙江秦山核电站
Qinshan Nuclear Power Plant

案例展示

石化行业 Petrification



金融行业 Financial



上海银行大厦
Bank of Shanghai Headquarters



中金烟台数据中心
Yantai Gold Data Center



中国人寿上海数据中心
Data Center of China Life Insurance in Shanghai



上海招商银行大厦
Shanghai United isocyanate Chemical



上海华侨银行大厦
Shanghai OCBC Group building



沧州银行
Cangzhou Bank



广州银行大厦
Guangzhou bank building



招商银行上海大厦
Shanghai Citibank building



上海太平洋金融大厦
Shanghai Pacific Finance Building



也门图书馆
Yemen library



中甘国际安哥拉罗安达新国际机场
Gan International's new international airport in Luanda, Angola



缅甸仰光国际机场
Myanmar Yangon International Airport



苏丹总统府办公大楼
Sudanese Presidential Office Building



安哥拉情报大楼
Angola intelligence building



加拿大菲利普斯大街公寓
Phillips Avenue apartment Canada



安哥拉酒店
Angola Hotels



刚果布黑角机场
Congo-Brazzaville Pointe Noire Airport



赞比亚卡利巴北岸电站
Zambia Hydropower



安哥拉国王大厦
Angola King Mansion

发展愿景 Development vision

我们专注于“门”，与世界先进技术同步；
我们积极与国内外机构紧密合作；
我们每年的投入销售总额的3.7%作为科研资金，将不断提高设计能力，研发能力，加大投入，引进国外先进技术和设备；
我们将更好的服务于客户，满足客户需求；

We focus on the "Door", and synchronize with the world's advanced technology;
We actively cooperate closely with domestic and foreign institutions;
Our annual total investment of 3.7% of the total amount of research funds, will continue to improve the design ability, research and development capabilities, increase investment, the introduction of foreign advanced technology and equipment;
We will better serve customers and meet customer needs;



中国安安——使我们更安全

China AnAn--Make us safer



上海森林特种钢门有限公司
SHANGHAI SENLIN SPECIAL TYPE STEEL DOOR CO., LTD.

地址：上海市浦东新区祝桥镇森塘路28号
Add: No.28, Sentang Road, ZhuqiaoTown,
Pudong New Area, Shanghai, China

邮编P.C.: 201202

热线 Hot-line: 86-21-58933316

总机Tel: 86-21-60125178

传真Fax: 86-21-58935131

网站Web: www.anandoor.com

电子邮箱E-mail: sales@anandoor.com



微信二维码



手机网站二维码